

Warmth and Competence as Universal Dimensions of Social Perception:
The Stereotype Content Model and the BIAS Map

Amy J. C. Cuddy, Northwestern University, Kellogg School of Management

Susan T. Fiske, Princeton University

Peter Glick, Lawrence University

In press at M. P. Zanna (Ed.), *Advances in Experimental Social Psychology*

Abstract

The stereotype content model defines two fundamental dimensions of social perception, warmth and competence, predicted respectively by perceived competition and status. Combinations of warmth and competence generate distinct emotions of admiration, envy, pity, and disgust. From these intergroup emotions and stereotypes, the BIAS (behaviors from intergroup affect and stereotypes) map predicts distinct behaviors, active and passive, facilitative and harmful. After defining warmth/communion and competence/agency, the chapter integrates converging work documenting the centrality of these dimensions in interpersonal as well as intergroup perception. Structural origins of warmth and competence perceptions result from competitors judged as not warm, and allies judged as warm; high status confers competence; low status confers incompetence. Warmth and competence judgments support systematic patterns of cognitive, emotional, and behavioral reactions, including ambivalent prejudices. Past views of prejudice as a univalent antipathy have obscured the unique responses toward groups stereotyped as competent but not warm or as warm but not competent. Finally, the chapter addresses unresolved issues and future research directions.

I. Introduction

Sit in any airport, train station, rest stop, or bus depot, then watch and listen. The sheer ethnic variety reflected in the visual and aural parade is staggering. This variety requires adjustments on all sides, as the world's peoples get to know other peoples. The circumstances of migration generate particular images of distinct groups, which in turn create distinct feelings and impulses. Mapping this new geography of intergroup and interpersonal contact is the business of this chapter. Migration and ethnic stereotypes are not new, of course, but the circumstances of ethnic groups change with history, and with these structural changes, the patterns of stereotypes, prejudices, and discrimination change. For example, ethnic Chinese, who migrated to help build railroads in mid-19th century United States, were seen as animal laborers, neither especially competent nor especially trustworthy. After they were expelled and new Chinese migrants appeared in the 20th century, stereotypes changed accordingly, to reflect entrepreneurs and technical experts, viewed now as perhaps excessively competent, though still not seen as warm.

As a result of modern globalization, encounters among people from different social categories are increasingly common. What is more, as the number and range of social categories in society has increased; the United States in particular has shown a dramatic increase in the gap between groups at the top and at the bottom (Massey, 2007), creating further categorical divides. North American prejudice researchers have long focused on Black-White intergroup relations, but this model does not apply to all the varieties of differences that people encounter daily, in person and in society. People's ordinary lives require forming efficient and effective impressions of incredible numbers of other individuals. In examining how people make sense of each other, both as individuals and as group members, we have discovered two universal dimensions that differentiate groups and individuals. These dimensions appear to be both fundamental and

universal, as we will argue here.

This chapter presents a framework synthesizing research on perceptions of individuals and groups. The core of this synthesis is the observation that judgments of warmth and competence underlie perceptions of others, driving perceivers' emotional and behavioral reactions, all resulting from social structural relationships. We argue that these dimensions are universal because they assess questions about others that are both basic and adaptive. Further, we show how judgments of warmth and competence follow from the structure of relations between individuals or between groups: specifically, their form of interdependence (cooperative versus competitive) and status relations. These insights are framed in terms of the stereotype content model (SCM; Fiske, Cuddy Glick, & Xu, 2002) and a recent extension of this theory, the behavior from intergroup affect and stereotypes (BIAS) map (Cuddy, Fiske, & Glick, 2007). Although both the SCM and BIAS map are oriented toward explaining intergroup relations, we show here how they extend to interpersonal relations.

The functional significance and universality of the warmth and competence dimensions result from their correspondence to two critical questions basic to surviving and thriving in a social world. First, actors need to anticipate others' intentions toward them; the warmth dimension—comprising such traits as morality, trustworthiness, sincerity, kindness, and friendliness—assesses the other's perceived intent in the social context. Second, both in importance and temporal sequence, actors need to know others' capability to pursue their intentions; the competence dimension—comprising such traits as efficacy, skill, creativity, confidence, and intelligence—relates to perceived capability to enact intent. Motivationally, warmth represents an accommodating orientation that profits others more than the self, whereas competence represents self-profitable traits related to the ability to bring about desired events

(Peeters, 1983). In short, actors distinguish individuals and groups according to their likely impact on the self or ingroup as determined by perceived intentions and capabilities.

Warmth and competence dimensions have consistently emerged in both classic and contemporary studies of person perception (Asch, 1946; Rosenberg, Nelson, & Vivekananthan, 1968; Wojciszke, Bazinska, & Jaworski, 1998), social-value orientations (e.g., self- and other-profitability; Peeters, 2002), construals of others' behaviors (Wojciszke, 1994), and voters' ratings of political candidates in the U.S. (Abelson, Kinder, Peters, & Fiske, 1982; Kinder & Sears, 1981) and Poland (Wojciszke & Klusek, 1996). Although often under the guise of different labels, which we review below, the warmth and competence dimensions also describe national stereotypes (e.g., morality and competence, Alexander, Brewer, & Hermann, 1999; Phalet & Poppe, 1997; Poppe, 2001; Poppe & Linssen, 1999), characterize the four poles of Wiggins's interpersonal circumplex of behaviors (i.e., agreeableness and extroversion; Wiggins, 1979), and surface in numerous in-depth analyses of prejudices toward specific social groups (e.g., Clausell & Fiske, 2005; Eckes, 2002; Glick, 2002; Glick & Fiske, 1996; Hurh & Kim, 1989; Kitano & Sue, 1973; Lin, Kwan, Cheung, & Fiske, 2005; Spence & Helmreich, 1979; c.f., Altermatt, DeWall, & Leskinen, 2003).

More recently, work on the SCM and the BIAS map has documented the centrality of warmth and competence as dimensions of group stereotypes, identified their origins in social structural relations, and delineated their emotional and behavioral consequences. By integrating the SCM and BIAS map with other relevant theory and research from interpersonal and intergroup perception, we hope to achieve three overarching goals in this chapter: (1) to show the centrality of warmth and competence as dimensions of social judgment across varied targets (both individuals and groups), perceivers, and cultures; (2) to locate the origins of warmth and

competence judgments in social structural variables; and (3) to assess the emotional and behavioral consequences of warmth and competence judgments. Throughout the chapter we review our research on this topic, including more than three dozen correlational and experimental studies from seventeen nations. Ultimately, we aim not only to present an integrative review of the overwhelming evidence of the universality of these two dimensions in social perception, but also to provide a common framework for identifying the origins and predicting the social consequences of warmth and competence judgments.

We organize this chapter into the following sections. First, we address definitional issues and provide a brief background and summary of the SCM and the BIAS map. Second, we review and integrate converging theory and evidence documenting the centrality of warmth and competence dimensions in interpersonal as well as intergroup perception, including our own research, which has provided extensive evidence of their significance in intergroup relations (Cuddy, Fiske, & Glick, 2007; Cuddy et al., in press; Fiske et al., 2002, 1999; Glick & Fiske, 2001b). Third, we turn to a discussion of the structural origins of warmth and competence perceptions. We propose that people viewed as competitors are judged as lacking warmth, whereas people viewed as allies are judged as warm; people viewed as high status are judged as competent, whereas people viewed as low status are judged as incompetent. Fourth, we examine the social outcomes of warmth and competence judgments, proposing and reviewing empirical support for the existence of systematic patterns of cognitive, emotional, and behavioral reactions to perceiving others as competent versus incompetent, and warm versus cold. In the fifth section, we discuss ambivalent patterns of prejudice in greater detail. Built upon the paradigm of prejudice as a univalent antipathy, past research has obscured the unique patterns of social responses toward groups that are stereotyped as competent but not warm or as warm but not

competent. In the sixth and final section, we summarize and discuss unresolved issues and future research directions.

A. Defining Warmth and Competence

Many different labels describe what boil down to virtually the same two dimensions. Our warmth scales have included good-natured, trustworthy, tolerant, friendly, and sincere. Our competence scales have included capable, skillful, intelligent, and confident. Wojciszke et al.'s (1998) terms are morality and competence, but the moral traits include *fair, generous, helpful, honest, righteous, sincere, tolerant, and understanding*, which overlap entirely with the warmth-trustworthiness dimension identified elsewhere. (There is no dispute about the competence label, but those traits include *clever, competent, creative, efficient, foresighted, ingenious, intelligent, and knowledgeable*.) Peeters's (1983, 2002) distinction between self-profitable traits – those that directly benefit or harm the trait possessor (e.g. intelligence, inefficiency) -- vs. other-profitable traits – those that directly benefit or harm others in the trait possessor's social world (e.g. trustworthy, hostile) -- set the precedent for Wojciszke's work and essentially agrees with our usage of competence and warmth.

Slightly different but still compatible are the communion and agency dimensions, originated in personality psychology by David Bakan (1956) who noted, in a philosophical context, two fundamental modalities in the existence of living beings, agency for the existence of the organism as an individual, and communion of the individual with belonging to some larger organism. The gender literature picked up this distinction because the dimensions related respectively to femininity and masculinity (Carlson, 1971; Spence, Helmreich, & Holahan, 1979; White, 1979). Communion and agency since have been frequently linked to gender stereotypes (e.g., Eagly & Steffen, 1984), social motives (e.g., McAdams, Healy, & Krause, 1984), sex

differences (Buss, 1981), and more (see Rudman & Glick, in press, for a review). Although acknowledging the important gendered flavor of these two dimensions, and their relations to warmth and competence, we go beyond gender in the SCM. What's more, whereas communion closely resembles our warmth dimension, agency does not fully capture competence, because agency focuses more on taking effective action. Competence entails the possession of skills, talents, and capability, but it can take the form of potential action as well as actual action, so we prefer to emphasize competence rather than agency. We use the terms warmth and competence for simplicity, but we view them as closely related to communion and agency.

To demonstrate the high redundancy across these variously-named dimensions, Abele and Wojciszke (in press) asked participants to rate a list of 300 trait terms, which were selected to represent all of the above-named dimensions in addition to the collectivism/individualism and the Big Five, on the related constructs of agency/communion, morality/competence, collectivism/individualism, and femininity/masculinity. They found that a two factor-solution, with one factor comprising the traits representing agency, individualism, masculinity, and competence and the other dimension comprising the traits representing communion, collectivism, femininity, and morality, accounted for almost 90% of the variance. Participants in the same study also rated these traits on the extent to which they reflected self-interest (i.e., does possessing the trait benefit or harm the self) or other-interest (i.e., does possessing the trait benefit or harm others). As expected, ratings of other-interest positively correlated with morality and ratings self-interest positively correlated with agency (Abele & Wojciszke, in press).

Finally, Osgood, Suci, and Tannenbaum's semantic differential (1957) defined dimensions that might seem similar to warmth and competence. They identified evaluation, potency, and activity as central dimensions of language and attitudes. Commentators have often

wondered whether evaluation corresponds to warmth and potency to competence. Our answer is no, not exactly. First, both warmth and competence have evaluative components; it is better to be warm, trustworthy, and helpful than not. Similarly, it is better to be competent and skilled than not. Second, both warmth and competence can be more or less potent as well: one can be strong and warm or weak and warm, and the same for competence. Third, as for activity, it collapses with potency into a single factor, called “dynamism,” at least in person perception (Osgood et al., 1957). Fourth, recent data comparing the EPA dimensions and the SCM show that they are not redundant (Capozza, Trifiletti, Pasin, & Durante, 2007). Overall, we would suggest that the evaluation x potency/activity space probably operates at a 45° rotation to our space. We return to this point in our discussion of future directions.

B. The Stereotype Content Model and the BIAS map

1. Guiding Principles of Intergroup Bias

The SCM and the BIAS map integrate several inter-related broad principles of intergroup bias, derived from work on its functional, motivational, and social-cognitive roots. The first principle is that *many groups do not receive a one-dimensional, hostile type of prejudice*. Recent work by us and others converges on the view that the content of prejudice is both group- and context-dependent and can simultaneously include both negative and subjectively positive responses. For example, according to Cottrell and Neuberg’s (2005) sociofunctional approach, different groups (e.g., gay men vs. Mexican-Americans) elicit distinct classes of perceived threats (e.g., to health vs. property, respectively), which evoke functionally-relevant, distinct emotion profiles (e.g., disgust and pity vs. fear and anger, respectively; see also Esses, Dovidio, Jackson, & Armstrong, 2001; Stephan & Renfro, 2002). Based on inter-nation biases, Alexander and colleagues proposed a functional model, called image theory (2005; 1999; Brewer &

Alexander, 2002), which asserts that actors make three appraisals of outgroups: intergroup goal compatibility, relative status, and power to attain goals. For each outgroup, these appraisals (e.g., incompatible goals, equal status, equal power) induce specific action tendencies (attack) and emotions (anger), generating distinct outgroup “images” (e.g., hostile, opportunistic enemy). Like our model, these other approaches also suggest that the contents of biases vary across groups and situations in ways that cannot be explained by a view of prejudice as an undifferentiated antipathy (Esses, Dovidio, Jackson, & Armstrong, 2001; Mackie, Devos, & Smith, 2000; Stephan & Stephan, 2000).

Second, the *contents of the three psychological components of bias – cognitions (stereotypes), affect (emotional prejudices), and behavior (discrimination) – operate in synchrony with one another*, an idea that is firmly grounded, for example, in appraisal theories of emotion (Frijda, 1986; Roseman, 1984; Scherer, 1988; C. Smith & Ellsworth, 1985). Lazarus and Folkman (1984) define cognitive appraisals as assessments of the implications of the others’ behavior for the self (or ingroup). Situations and their corresponding cognitive appraisals elicit discrete patterns of emotions, which in turn trigger specific behavioral responses (e.g., offensive action) adapted to cope with the potential threat the other individual or group poses (Frijda, Kuipers, & ter Schure, 1989; Izard, 1991; Izard, Libero, Putnam, & Haynes, 1993; Roseman, Wiest, & Swartz, 1994), a view that is even supported by evidence of neuro-anatomical emotion pathways linked to specific behaviors (Panksepp, 2000). For example, according to intergroup emotions theory (IET), an appraisal-based approach to intergroup relations, appraising the ingroup as stronger than a hostile outgroup elicits anger, which leads to offensive action tendencies, whereas appraising the outgroup as stronger results in fear (Mackie et al., 2000). These patterns of relationships have been documented at both the interpersonal and intergroup

levels (Devos et al., 2002; Dijkers, 1987; Dijkers, Koomen et al., 1996; Mackie et al., 2000; Mackie & Smith, 1998; c.f. Fiske et al., 2002). Attitude theories also posit that the affective, cognitive, and behavioral correlates of evaluation tend to converge, depending on circumstances (e.g., Ajzen, 2001).

Third, *emotions mediate the effects of cognitions on discrimination*. Emotions can be viewed as the engines that drive behavior (Tomkins, as cited in Zajonc, 1998) and "changes in action readiness" (Zajonc, 1998, p. 466). Affect often mediates the effects of cognition on behavior, which is also a central tenet of appraisal theories of emotion, including IET, which propose a cognitive appraisal → emotion → behavior sequence (Frijda et al., 1989; Mackie et al., 2000; Roseman et al., 1994). Because of this more direct link to behavior, past research suggests that affect often predicts discriminatory behavior better than stereotypes (Dovidio, Brigham, Johnson, & Gaertner, 1996; Dovidio, Esses, Beach, & Gaertner, 2002; Esses & Dovidio, 2002; Esses, Haddock, & Zanna, 1993; Schütz & Six, 1996; Stangor, Sullivan, & Ford, 1991; Talaska, Fiske, & Chaiken, in press). Although we agree that emotions mediate the effects of cognitions (including stereotyped beliefs) on behavior, our theoretical perspective and findings suggest that past research has underestimated the effects of cognition by failing to appreciate how the content of stereotypes on the warmth and competence dimensions together create distinct patterns of bias (cognitively, emotionally, and behaviorally).

2. Basic Tenets of the Stereotype Content Model

a. Centrality of Warmth and Competence

The SCM's first tenet is that perceived warmth and competence underlie and differentiate group stereotypes. Although specific group stereotypes have some idiosyncratic content (e.g., the notion that Black people are "rhythmic"), underlying such beliefs are more general themes

organized along warmth and competence dimensions. Although we do not discount the importance of specific, historically conditioned beliefs about groups, we suggest that much of the variance in stereotypes of groups is accounted for by the more basic warmth and competence dimensions. As we review in detail below, our research consistently reveals differentiated clusters of high vs. low warmth and competence stereotypes across widely varied target groups, such as occupations, nationalities, ethnicities, socioeconomic groups, religions, and gender subgroups. Moreover, these patterns appear to be: (a) universal features of social perception, supported in diverse US samples (Fiske et al., 2002, 1999), including a representative national sample (Cuddy et al., 2007) in seventeen nations (Cuddy et al., in press); and (b) predicted by the structural relations between groups (Cuddy et al., 2007, in press; Fiske & Cuddy, 2006; Fiske et al., 1999, 2002).

b. Ambivalent Stereotypes

The SCM posits that many groups will receive ambivalent stereotypes, comprising a positive evaluation on one dimension and a negative evaluation on the other. In other words, many outgroups are viewed as competent but not warm (e.g., Asians, Jews, the rich), or as warm but not competent (e.g., the disabled, the elderly, housewives). Importantly, subjectively positive stereotypes on one dimension typically do not contradict prejudice or reduce discrimination but reinforce unflattering stereotypes on the other dimension and justify unequal treatment. Although some groups (homeless, poor, welfare recipients) are stereotyped as low on both warmth and competence, only reference groups – ingroups (e.g., students) and societal prototype groups (e.g., Whites, middle class) – are perceived to be both warm and competent (at least in Western cultures; Cuddy et al., in press). (See Figure 1 for the relative locations of various groups.)

c. Social Structural Origins of Perceived Warmth and Competence

According to the SCM, the origins of perceived warmth and competence lie in social structural variables, namely competition and status, such that non-competitive others are judged to be warm, whereas competitive others are not; and high status others are judged to be competent, whereas low status others are not. These relationships have been replicated in virtually all of the studies of actual groups cited above (Cuddy et al., 2007; Cuddy et al., in press; Fiske et al., 2002; 1999). Further, the same principles hold for experimentally constructed groups (Caprariello, Cuddy, & Fiske, 2007; Oldmeadow & Fiske, in press) and in perceptions of individuals (Russell & Fiske, 2007), which we discuss in more detail below.

d. Warmth and Competence Judgments Elicit Signature Emotions

The SCM proposes that the four combinations of high vs. low warmth and competence judgments elicit four unique emotional responses: admiration, contempt, envy, and pity (Fiske et al., 2002). Specifically, groups stereotyped as warm and competent (e.g., ingroups) – elicit admiration and pride. Groups stereotyped as incompetent and cold (e.g., homeless people) elicit contempt and disgust. Groups stereotyped as competent but not warm (e.g., Asians) elicit envy. Groups stereotyped as warm but not competent (e.g., elderly people) elicit pity. These proposals have been supported using both correlational and experimental methods, as well as cross-cultural comparisons (Cuddy et al., in press; Cuddy, Fiske, & Glick, 2004; Fiske et al., 2002; Fiske, Cuddy, & Glick, 2002). We discuss the theoretical underpinnings of these relationships later.

3. Basic Tenets of the BIAS Map

The BIAS map (Cuddy et al., 2007; Figure 2) extends the SCM by considering the behavioral outcomes of warmth and competence evaluations in social interactions. It proposes that the four combinations of high vs. low warmth and competence elicit four unique patterns of

behavioral responses: active facilitation (e.g., helping), active harm (e.g., harassing), passive facilitation (e.g., convenient cooperation), and passive harm (e.g., neglecting).

a. Warmth and Competence Judgments Elicit Active and Passive Behaviors

Because the warmth dimension is primary (due to its perceived link to others' intentions), perceived warmth predicts active behaviors: groups judged as warm elicit active facilitation (i.e., help), whereas those judged as lacking warmth elicit active harm (i.e., attack). The competence dimension, being secondary (as it assesses others' capability to carry out intentions), predicts passive behaviors: groups judged as competent elicit passive facilitation (i.e., obligatory association, convenient cooperation), whereas those judged as lacking competence elicit passive harm (i.e., neglect, ignoring). In short, distinct types of discrimination follow each warmth-competence combination.

b. Discrete Emotions Elicit Specific Behavior Patterns

The BIAS map also connects the four kinds of emotions—corresponding to the four warmth-competence combinations—to the predicted behaviors. Specifically, admired (i.e., competent and warm) groups elicit both active and passive facilitation, that is, both helping and associating. Resented, envied (i.e., incompetent and cold) groups elicit both kinds of harm: active attack and passive neglect.

The ambivalent combinations are more volatile: pitied groups elicit both active helping and passive neglect, aptly describing patronizing behavior toward older and disabled people, who may sometimes be over helped and other times neglected. Being institutionalized also can combine active help and passive neglect. In contrast, envied groups elicit both passive association and active harm, such as when people shop at the stores of entrepreneurial outsiders, going-along-to-get-along, but under societal breakdown, attack and loot these same shops.

Koreans in Los Angeles, Tutsis in Rwanda, Chinese in Indonesia, and Jews in Europe have each experienced such treatment.

Consistent with appraisal theories of emotion, the BIAS map predicts that emotions are the proximal cause of social behaviors, a finding reflected in meta-analyses of emotional prejudices and cognitive stereotypes as predictors of discrimination (Dovidio et al., 1996; Talaska et al., in press). The BIAS map predicts that emotions more strongly and directly predict behaviors because they mediate the link from warmth and competence judgments to behaviors. We later present both correlational and experimental support for these patterns at both the intergroup (e.g., Cuddy et al., 2007; Cuddy, Fiske, & Glick, 2004) and interpersonal levels (Cuddy, 2006; Talaska et al., in press).

II. Warmth and competence as Fundamental Dimensions of Social Perception

A. Interpersonal Perception

1. Centrality of Warmth and Competence

The centrality of warmth and competence is well documented in the area of interpersonal perception, going back over half a century. Perhaps the first empirical suggestion of the importance of these two dimensions came from Asch's (1946) classic studies, in which the inclusion of the trait "warm" versus "cold" shaped people's "Gestalt impressions" of a person described by a list of competence-related characteristics. When the target person described as competent and capable was also described as "warm," participants perceived him as wise. If the same competent, capable person was instead described as "cold," participants perceived him as sly.

Although Asch's work intuited the centrality of these two dimensions, extensions of his

work more clearly demonstrated their centrality. Rosenberg, Nelson, and Vivekenathan (1968) asked participants to sort 64 traits into categories that were likely to be found in an individual person. Multidimensional scaling of the results pointed to two nearly orthogonal dimensions as best representing the general trait structure of person judgments. *Intellectual good/bad*, akin to competence, included such traits as determined, skillful, industrious, intelligent, and scientific; *social good/bad*, akin to warmth, included such traits as warm, honest, helpful, good-natured, sincere, and tolerant. As Figure 3 illustrates, Asch's results could be explained as a result of varying the social good/bad dimension, while holding constant the intellectual good/bad description. The power of the warm-cold manipulation to alter a Gestalt impression of an individual was that it tapped a separate and primary fundamental dimension of person perception (see also Hamilton & Zanna, 1974; Zanna & Hamilton, 1972, 1977).

Nevertheless, the implications of these basic dimensions of person perception had not yet reached total consensus. Additionally, calling trait lists "person perception" was empirically tractable but ecologically problematic. Some studies (e.g., Chemers, 1997; Fiske, 1980) addressed ecological validity by providing pictures of stimulus persons engaged in personality-revealing behaviors on two cognate dimensions, such as sociability and responsibility. But these laboratory studies still entailed experimenter-chosen traits, capitalizing on the apparent distinction between the two dimensions, but begging the question of perceivers' spontaneously used dimensions.

Related social (warmth) and task (competence) orientations also describe interactions in small groups (Bales, 1950). Bales coded interactions in generations of a self-observational small group class at Harvard, in addition to interacting small groups in a variety of organizations; all evidence converged on these two dimensions (1999). Bales also included a third dimension in his

system, which amounted to the sheer volume of interaction, probably most salient in the live interaction context, but less salient in stored impressions.

As noted earlier, Peeters (1983, 1992, 1995) has argued for the dimensions of self-profitability (e.g., confident, ambitious, practical, intelligent)—akin to competence—and other-profitability (e.g., conciliatory, tolerant, trustworthy)—akin to warmth. The Peeters distinction has been applied to evaluations of social behavior (Vonk, 1999). In particular, positive and negative behaviors were judged more extremely when they had consequences for others than when they had consequences only for the self. Normally, other-consequential behaviors fall on the warmth dimensions, but this experiment fully crossed warmth/competence and self/other consequences, finding that interpersonal consequences mattered the most. Similarly, dislikeable and strong behavior (roughly, low warmth and high competence) each amplify the other, showing again that consequences for others are most salient in interpersonal judgments (Vonk, 1996). We return to this point below (see “Warmth Primacy”).

Wojciszke and colleagues’ extensive experimental work on the two dimensions continues to build a strong case for their importance. Together these two dimensions account for approximately 82% of the variance in global impressions of well-known others (Wojciszke, Bazinska, & Jaworski, 1998). Three-quarters of over 1000 personally experienced past events are framed in terms of either morality or competence (Wojciszke, 1994), and impressions of work supervisors show a similar pattern (Wojciszke, Abele, & Baryla, 2007). In sum, when people spontaneously interpret behavior or their impressions of others, warmth and competence form basic dimensions that, by themselves, almost entirely account for how people characterize others. (For a review, see Wojciszke, 2005a,b.)

The warmth-competence dimensions also emerge as dimensions of impersonal attraction

(Jamieson, Lydon, & Zanna, 1987, Lydon, Jamieson, & Zanna, 1988), as determinants of social network development (Casciaro & Sousa-Lobo, 2005), as types of leadership styles (relation- and task-oriented; Chemers, 2001), and in voters' evaluations of political candidates (Abelson, Kinder, Peters, & Fiske, 1982; Kinder & Sears, 1985; Todorov, Mandisodza, Goren, & Hall, 2005; Wojciszke & Klusek, 1996). These dimensions appear in, for example, spontaneous impressions of presidential candidates, which entail both competence and integrity (i.e., warmth/trustworthiness) (Abelson et al., 1982; Kinder et al., 1980; Wojciszke & Klusek, 1996). Impressions of leaders more generally involve these dimensions, with image management (building trust), relationship development (warmth), and resource deployment (competence and efficacy) (Chemers, 1997); although one could quibble over separating or combining trust and warmth, the core difference between the task and social domain consistently appears.

In perception of others, the dimensions are negatively correlated in most cases (Judd, James-Hawkins, Yzerbyt, & Kashima, 2005). This negative correlation leads to a high representation of others in the mixed combinations, high on one dimension and low on the other, as the SCM predicts in the intergroup domain. Judd et al. suggest this negative correlation is especially likely when judging people, groups, or cultures about which norms may discourage uniform disparagement, especially in a comparative context.

Summary. A venerable history of warmth and competence dimensions emerges in independent lines of research. One could add self-perception to this list (e.g., independent/agentive vs. interdependent/communal). The various labels used for these basic dimensions, however, had (until recently) obscured the pervasiveness and power of the fundamental, underlying dimensions of warmth and competence (Cuddy & Abele, in press).

B. Intergroup Perception

1. Centrality of Warmth and Competence

Numerous in-depth analyses of stereotypes of specific social groups also reveal warmth and competence as central dimensions. These dimensions are evident in stereotypes of: older people (Cuddy & Fiske, 2002; Cuddy, Norton, & Fiske, 2005), Asians and Asian Americans (Kitano & Sue, 1973; Lin, Kwan, Cheung, & Fiske, 2004; Maddux, Galinsky, Cuddy, & Polifroni, in press), immigrants (Lee & Fiske, 2006), subgroups of gay men (Clausell & Fiske, 2005), subgroups of women (Cuddy, Fiske, & Glick, 2004; Cuddy & Frantz, 2007; Eckes, 2002; MacDonald & Zanna, 1998), subgroups of Black Americans (Williams & Fiske, 2006), types of mental illnesses (Russell, Fiske, & Moore, 2007), European nationalities (Cuddy et al., in press; Linssen & Hagendoorn, 1994; Peeters, 1993; Phalet & Poppe, 1997; Poppe & Linssen, 1999), enemy outgroups (Alexander et al., 1999), volunteer organizations (Cadinu & Cerchioni, 2001), linguistic groups (Ruscher, 2001; Yzerbyt, Provost, & Corneille, 2005), and Fascist depictions of racial groups (Volpato, Durante, & Fiske, 2007).

Research on the SCM has typically asked an initial sample of participants to generate “important social groups in society” to obtain a list of groups people spontaneously use to classify others (e.g., see Fiske et al, 2002, for the general paradigm). Later samples are asked to evaluate these groups (as they are stereotyped in society) on warmth and competence traits. Cluster analyses consistently reveal clusters of groups that fit specific warmth-competence combinations, not just in the U.S. but in other nations. Further, groups that fit into similar clusters elicit the predicted patterns of emotions and behaviors that the SCM and BIAS map predict. These results suggest that important social groups are characterized in terms of warmth-competence stereotypes that, in turn, guide emotional and behavioral reactions towards those groups. Below we discuss these studies in greater detail.

Evidence for the spontaneous use of these dimensions in stereotyping comes from a re-analysis of the Princeton stereotyping series begun by Katz and Braly (1933; Gilbert, 1951; Karlins, Coffman, & Waters, 1969; Leslie, Constantine, & Fiske, 2007). Using the original list of 100 adjectives, five independent judges categorized each trait appearing in any of the stereotypes in any of the four studies. Using 60% agreement as a criterion, 17 traits were categorized as warmth traits, 33 traits were categorized as competence traits, and 34 traits were categorized as neither, so 60% of the spontaneously checked adjectives for ten ethnic groups over 75 years fit the warmth-competence dimensions. Recall too that in Wojciszke's (2005a,b) work, 75-82% of the adjectives in trait descriptions fit these dimensions. The difference may be that the Katz-Braly studies used a number of unusual adjectives relevant to international relations (e.g., nationalistic) but not typical in other kinds of stereotyping or person perception.

2. Ambivalent Stereotypes

The hypothesis that many group stereotypes contain both negative and positive components on the warmth-competence dimensions has garnered ample empirical support. Across groups, stereotypes often include a mix of more and less socially desirable traits, not just the uniform antipathy so often assumed. Pitying stereotypes combine warmth with incompetence, portraying some outgroups as neither inclined to nor capable of harm toward members of the ingroup. Envy stereotypes combine competence with coldness, portraying other outgroups as doing well for themselves, but as having negative intentions toward the ingroup.

Several studies locate the majority of a domain's outgroups in the two ambivalent clusters. In Phalet and Poppe's (1997) multidimensional scaling of Central and Eastern European national and ethnic stereotypes, the majority of groups (37 out of 58) landed in these two

quadrants: incompetent but moral/social (e.g., Byelorussians, Bulgarians, Czechs) and competent but immoral/unsocial (e.g., Germans, Jews). In the same vein, the Ambivalent Sexism Inventory (ASI; Glick & Fiske, 1996) identifies two types of women as targets of ambivalent prejudice: women who exhibit agentic traits (e.g., feminists, lesbians, and professional women) elicit hostile sexism (HS), a form of envious prejudice. By contrast, women who exhibit communal traits (e.g., housewives) elicit benevolent sexism (BS), a paternalistic prejudice. Traditional stereotypes of men are also ambivalent, casting them as competent, but not warm (Glick & Fiske, 1999; Glick et al., 2004). Stereotypes of successful minority groups (e.g., Asian Americans, Jews) are similarly high in competence but low in warmth (Lin, Kwan, Cheung, & Fiske, 2005; Glick, 2002). Kay and Jost (2003) have argued that stereotypes often have “complementary” content with positive elements compensating for negative elements. When European Union nations rated each other, all nations fell into the ambivalent combinations; none were uniformly positive or negative (Cuddy et al., 2007). Finally, in SCM research in both the U.S. and elsewhere, the majority of groups are stereotyped as high on one dimension and low on the other, rather than as uniformly high or low on warmth and competence (Fiske et al., 2002; Cuddy et al., in press).

Despite their ambivalent content, envious and paternalistic stereotypes still function to maintain the status quo and defend the position of societal reference groups (also see Jost, Burgess, & Mosso, 2001, for this argument). Further, as a form of cross-dimensional ambivalence (MacDonald & Zanna, 1998), these combinations are psychologically consistent for perceivers. Because the positive and negative traits attributed to a specific group are on orthogonal dimensions, perceivers can imagine a group as being warm but incompetent or as competent but cold without experiencing the psychological tension that is classically assumed

(e.g., by Freud) to be integral to ambivalence. Whatever the exact proportion of ambivalent to univalent group stereotypes may be, prior theory and research has neglected these ambivalent combinations by focusing on uniformly negative stereotypes (see Glick & Fiske, 2001 for a more extended discussion). As we argue below, this has obscured the true nature of important forms of prejudice. These include the oldest form of prejudice – sexism, which has long fostered inequality through paternalism (Glick & Fiske, 1996; Jackman, 1994) – and the most severe form of prejudice – genocidal hatred, which is most commonly directed toward successful, envied minorities (Glick, 2002, 2005).

a. Warm but Incompetent Stereotypes.

Paternalistic ambivalent stereotypes portray a group who is disrespected but pitied, which carries overtones of compassion, sympathy, and even tenderness, under the right conditions. Such paternalism is evident in race, dialect, age, and gender prejudice. Ambivalent racism (I. Katz & Hass, 1986) comprises a mix of anti-Black attitudes (e.g., perceived incompetence and laziness, violating the work ethic) and paternalistic pro-Black attitudes (e.g., perceived pitiful disadvantage, need for help). Linguistic outgroups provide another example: Speakers of nonstandard dialects (e.g., Scottish accents in Great Britain, Chicano accents in the United States) are perceived as incompetent but friendly (Bradac, 1990; Ruscher, 2001).

Ageist stereotypes predominantly characterize older people as kind but incompetent, suggesting a similarly ambivalent dynamic (Cuddy & Fiske, 2002). Support for the ambivalent content of elderly stereotypes is plentiful (see Cuddy & Fiske, 2002; Cuddy, Norton, & Fiske, 2005). Participants rate older people as intellectually incompetent (Rubin & Brown, 1975) and as less ambitious and responsible than younger people (Andreoletti, Maurice, & Whalen, 2001), but also as friendlier and warmer than younger people (Andreoletti et al., 2001). In the workplace,

older people are perceived as less competent in job-performance related tasks than in interpersonal ones (Avolio & Barrett, 1987; Rosen & Jerdee, 1976a, 1976b; Singer, 1986). Moreover, people are quicker at associating elderly names with warmth traits than with competence traits (Zemore & Cuddy, 2000).

Paternalism is most prominent in gender stereotypes. Traditional women (e.g., homemakers) are the paternalistic default when people rate “women” (Haddock & Zanna, 1994). This generates the “women are wonderful” effect: highly positive ratings of generic women (Eagly & Mladinic, 1989), because they are viewed as especially warm (or communal), while they are not viewed as particularly competent (or agentic). Traditional women are the objects of benevolent sexism (BS) (Glick & Fiske, 1996, 2001a, 2001b), paternalistic attitudes (e.g., that women require men’s protection and provision).

In sum, the paternalistic stereotypes just described (of disadvantaged Blacks, nonstandard speakers, elderly people, and traditional women) apply to groups that inhabit the incompetent-but-warm corner of the warmth x competence space. We discuss some consequences of paternalistic prejudice toward these specific groups in greater detail later in the chapter.

b. Competent but Cold Stereotypes.

In contrast stands a different set of outgroups stereotyped as highly competent but not warm (Glick & Fiske, 2001a, 2001b). Targets of envious ambivalence include nontraditional women, Jews, and Asians. Nontraditional women (e.g., career women, feminists, lesbians, athletes) are acknowledged to be competent, but are viewed as lacking warmth (see also Eagly, 1987; Glick, Diebold, Bailey- Werner, & Zhu, 1997; MacDonald & Zanna, 1998). Derogatory labels for powerful women, such as Iron Maiden, Ice Queen, and Ball Buster, capture this dynamic. Anti-Semitic notions of an international Jewish conspiracy exaggerate Jews’

stereotypically feared competence, whereas views of them as self-serving portray them as not warm (Glick, 2002, 2005). The modern American equivalent, Asian Americans – who are viewed as the “model minority” – are seen as highly competent and hardworking, envied as too ambitious, but are simultaneously characterized as unsociable and aloof (Hurh & Kim, 1989; Kitano & Sue, 1973; Maddux, Galinsky, Cuddy, & Polifroni, in press; Sue & Kitano, 1973; Sue, Sue, & Sue, 1975). The Anti-Asian American Prejudice scale measures dislike for Asians’ perceived lack of sociability along with envious respect for their perceived competence (Lin et al., 2005). Thus, nontraditional women, Jews, and Asians elicit a shared stereotype as being too competent and not at all nice. We discuss the social consequences of some of these specific groups in greater detail later.

c. Univalent Stereotypes

Groups do not all receive ambivalent stereotypes; some groups’ stereotypes are evaluatively consistent, or univalent. Low-status groups viewed as openly parasitic (i.e., opportunistic, freeloading, exploitative) are banished to the not warm, not competent cell. These groups, whose members are perceived as *both* hostile and indolent, are most likely to elicit the uncomplicated and untempered antipathy that past prejudice theory and research associates with derogated groups. Such groups are rejected both for their perceived negative intent toward the rest of society (not warm) and their inferred inability to succeed on their own (not competent). We will see that this is a particularly virulent form of prejudice.

Conversely, who is favored as both warm and competent? We suggest three possible reasons why groups are placed in this quadrant. First, ingroup favoritism may lead to viewing the ingroup as both warm and competent. Second, close allies (whose status is similar to or greater than the ingroup’s and who are viewed as cooperative) should receive a purely positive

stereotype. Finally, groups that represent the cultural default (e.g., in the U.S., the middle class) may be viewed in an univalent, positive way. We label both ingroups and societal “default” groups as “reference groups” because they tend to be viewed as part of a societal ideal, as when most Americans identify themselves as middle-class (even if qualified by “lower” or “upper”). Similarly, whites and Christians in the U.S., even when not a local majority, may be viewed as culturally dominant, societal reference groups. Even groups who acknowledge their own exclusion from the cultural ideal may still identify with aspects of the societal reference group. These notions are consistent with theories of the influence dominant groups exert in constructing and disseminating legitimizing ideologies that diffuse, to a greater or lesser extent, throughout society (e.g., social dominance theory, Sidanius & Pratto, 1999; system justification theory, Jost & Banaji, 1994; and Jackman’s, 1994, theory of paternalism). Hence, people’s understandings of culturally shared stereotypes may generally reflect the perspective of society’s dominant reference groups.

3. United States SCM Studies

Now we describe some of the specific evidence for the SCM, beginning with U.S. samples.

a. Basic Method

Five U.S. studies, comprised of ten samples with over 1165 respondents, have tested SCM predictions regarding: (a) the centrality of warmth and competence as dimensions of stereotypes, (b) the prevalence of ambivalent stereotypes, and (c) the relationship of structural variables (status and interdependence) to stereotype contents (Cuddy et al., 2007; Fiske et al., 1999, 2002). Research samples have been diverse, including not only undergraduates, but community members (including both middle-aged and older working and retired adults from

various U.S. regions) and a representative national sample, which we discuss in greater detail below.

Participants in the SCM correlational studies rate lists of societal groups on competence, warmth, status, and competitiveness. Groups are selected based on frequent nomination by participants in pilot studies who generate lists in response to the question “What various types of people do you think today’s society categorizes into groups?” (Fiske et al., 2002, Pilot Study 1 and Pilot Study 2). We supplement the groups participants most frequently generate with groups chosen for theoretical reasons or because they have been a focus of past prejudice research, including frequently studied subgroups (e.g., feminists and black professionals) as well as superordinate groups (e.g., women and black people, respectively). Final lists include widely varied target groups characterized by occupation, nationality, race or ethnicity, socioeconomic status, religion, and gender subgroups, among others.

Participants rate the social groups on traits related to warmth (warm, nice, friendly, and sincere) and competence (competent, confident, skillful, able), in addition to status and competitiveness, which we discuss later. In long versions of the questionnaire, participants rate between 17 and 25 groups; in a short version, participants rated 6 groups. The scales have been developed and refined over the course of the studies (Cuddy et al., 2007; Fiske et al., 2002; Fiske, Xu, Cuddy, & Glick, 1999). The original list of traits included both positive and negative items and many items unrelated to warmth and competence. To minimize social desirability biases and to draw on perceived societal stereotypes as culturally shared knowledge, participants are instructed that, “We...are interested in how different groups are considered by U.S. society. We are not interested in your personal opinions, but in how you believe others view these groups.” All variables are rated on 1 (not at all) to 5 (extremely) scale. Principal components

factor analyses consistently point to two trait factors – one reflecting warmth and the other reflecting competence. Negative traits did not consistently load onto one factor, so they were dropped from the lists. Scale reliabilities are sufficiently high for all scales in all samples.

b. Results

To test the utility of warmth and competence in describing groups, we first examine the two-dimensional array on groups on their warmth and competence means via cluster analyses. If the dimensions are useful in “sorting” groups, an ideal cluster solution should include at least four clusters that differ significantly on warmth and competence. Of the five samples that answered the long versions of the questionnaire, one yielded a 5-cluster solution, three yielded 4-cluster solutions, and one yielded a 2-cluster solution. The short version, which included only six groups, also yielded a 2-cluster solution (these data were combined from five samples in a single study). Table 1 presents these data by study. Figure 1 provides an example of one cluster solution.

The SCM hypothesizes that a substantial number of outgroups will receive ambivalent stereotypes, defined by low ratings on one dimension, coupled with high ratings on the other. Three analyses test the ambivalent stereotypes hypothesis: (a) independent samples t-tests comparing warmth and competence between clusters; (b) paired t-tests comparing warmth and competence within clusters; and (c) paired t-tests comparing warmth and competence within groups. To be identified as *ambivalent* (high-competence/low-warmth or low-competence/high-warmth), clusters have to meet two conditions: (1) warmth and competence means differed significantly; (2) the mean for their high dimension was higher than groups low on that dimension, and the mean for their low dimension was lower than groups high on that dimension. We predicted that all samples would include the two ambivalent clusters, and that the majority of

groups would be rated significantly higher on one than the other dimension.

As predicted, all six samples include both a HC-LW cluster and a LC-HW cluster of groups (Figure 1). Some of the groups that consistently land in the HC-LW cluster are Asians, Jews, rich people, business women, and feminists (all successful minority groups). Some of the groups that consistently landed in the LC-HW cluster were elderly people, housewives, disabled people, and mentally retarded people. Across samples, on average 83% of the groups were rated significantly higher on one dimension than the other, with a range of 74%-100%. So across varied lists of societal groups, the majority of groups received ambivalent stereotypes.

On the questionnaires used in two of the samples, we explicitly included ingroups, which we expected to land in the univalent HC-HW cell (Cuddy et al., 2007, Study 1; Fiske et al., 2002, Study 2). As expected, these samples produced HC-HW clusters that included the ingroups (e.g., Americans, students, middle-class, Whites). Four of six of the samples produced LC-LW clusters, which included highly marginalized outgroups (e.g., homeless, poor, welfare recipients, drug addicts).

Summary. In sum, across the ten U.S. samples, the stereotypes of most groups were ambivalent. That is, most groups were viewed as either competent but not warm, or warm but not competent. A small minority of groups were stereotypically low on both warmth and competence, presumably viewed as both low status and free-riding. Only ingroups and mainstream social groups were perceived as both warm and competent.

4. Cross-cultural SCM Studies: Data from 17 Nations

Any claim that a phenomenon is universal requires testing across multiple cultures (Bond, 1994). American perceivers might be influenced by unique norms, ideologies, and attribution biases that exclusively support our proposed principles. We have therefore tested the

SCM in 20 non-US samples, representing 17 nations (Cuddy, Fiske, Kwan, Glick, et al., in press). These include 12 samples from 10 European nations (Belgium, Bulgaria, France, Germany, Italy, Netherlands, Norway, Portugal, Spain, and U.K), three East Asian nations (Hong Kong, Japan, and S. Korea), three Latin American nations (Costa Rica, Dominican Republic, and Mexico), and two Israeli samples (Jewish and Muslim).

a. Basic Method

In a first study, we used the same target groups as in our U.S. studies, but surveyed a non-U.S. sample of perceivers (Belgium). If the warmth-competence dimensions stem from characteristics specific to the perceivers' culture, they should fail to generalize to non-U.S. respondents. Next, varying both target groups and respondents' nationalities, seven EU nations (Belgium, France, Germany, Netherlands, Portugal, Spain, and U.K) and two non-EU European nations (Bulgaria and Norway) rated the then current 15 EU member nations, which constituted an alternative, pre-determined set of relevant groups, thereby eliminating concerns about biased selection of target groups and the potentially restricted applicability of the model to U.S.-generated target groups. In the third set of studies, ten samples from nine nations (Belgium, Costa Rica, Dominican Republic, Hong Kong, Israel-Jewish, Israeli-Muslim, Italy, Japan, Mexico, and S. Korea) rated lists of relevant groups in their respective societies (generated in pilot studies using participants in the same nation). This combined emic-etic (insider-outsider) approach (Hui & Triandis, 1985) unites culturally indigenous approaches to data collection (i.e., indigenous lists of groups) with imported approaches (i.e., our scales). The goal was to create cross-cultural comparisons using equivalent measures, while simultaneously using ecologically valid targets.

In the studies where local participants listed relevant social groups, separate samples of participants from Belgium, Costa Rica, Dominican Republic, Hong Kong, Israel-Jewish, Israeli-Muslim, Japan, Mexico, and S. Korea answered the following questions: (1) “Off the top of your head, what various types of people do you think today’s society categorizes into groups (i.e., based on ability, age, ethnicity, gender, occupation, race, religion, etc.)?” (2) “What groups are considered to be of very low status by [Belgian/Costa Rican/Japanese/etc.] society?” (3) “What groups, based on the same criteria used in the first question, do you consider yourself to be a member of?” Question 1 aimed at getting participants to list relevant social groups in the least constrained way. In U.S. studies, however, this question typically yielded lists that failed to include extremely low status outgroups that might fit the pure antipathy model of prejudice, nor did it typically generate ingroups (who, as default groups, may not be listed). Thus, Questions 2 and 3 were intended to insure that all types of groups would be listed. Groups listed by at least 15% of participants were included on the final questionnaire.

A total of 1,841 respondents from 17 nations completed a version of the SCM questionnaire (Cuddy et al., in press; Cuddy et al., unpublished data). University students predominated in most samples, which were 60% female with an average age of 21. Different samples rated different groups. A Belgian sample rated groups from American studies (Fiske et al., 2002, Study 2), but translated into French. Samples from the nine European nations (eight EU members – Belgium, France, Germany, Italy, Netherlands, Portugal, Spain, and U.K – and two non-EU members – Bulgaria and Norway) rated the 15 then current member nations of the EU. Eight samples from seven nations (Belgium, Costa Rica, Dominican Republic, Hong Kong, Israel-Jewish, Israeli-Muslim, Japan, Mexico, and S. Korea) rated their own lists of relevant groups, generated in pilot studies (described above). Like the groups used in American studies,

these groups varied on race, gender, socioeconomic status, occupation, religion, immigration history, etc.

Participants rated the social groups on items measuring warmth (warm, nice, friendly, and sincere) and competence (competent, confident, skillful, able), which were adapted from the U.S. studies (Fiske et al., 2002; Fiske, Xu, Cuddy, & Glick, 1999). For each nation, translators converted the questionnaire to the relevant language, and all independent back translations were satisfactory. As in the initial work, to reduce social desirability biases and to tap consensual stereotypes, participants were informed that, “We are interested in how different groups are considered by [Belgian/German/Hong Kong etc.] society. We are not interested in your personal opinions, but in how you believe others view these groups.” All items were rated on a 1 (not at all) to 5 (extremely) scale; reliabilities were sufficiently high for all scales in all samples, competence $\alpha = .67$ to $.85$; and status $\alpha = .69$ to $.84$.

b. Results

In all samples, groups spread out fairly equally along the warmth and competence dimensions, producing no fewer than three clusters of stereotypes. Forty-two percent of the samples produced five-cluster solutions; 33% produced 4-cluster solutions; and 25% produced 3-cluster solutions (collapsing across EU samples rating EU nations). Moreover, in all samples, at least two clusters significantly differed on both warmth and competence, suggesting that participants were using both dimensions to distinguish groups. Table 1 presents the cluster solutions for all samples.

Remarkably, the two ambivalent clusters appeared in 19 of 20 samples. In some samples, more than one of each ambivalent cluster appeared. On average, 79% (SD = 13%) of groups

were rated significantly higher on one dimension than the other, with a range of 59% (Hong Kong; Cuddy et al., in press, Study 2) to 93% (Bulgaria; Cuddy et al., unpublished data).

Europe. We combined the seven EU samples that rated the 15 then-current EU member nations. The combined sample produced a 3-cluster solution, with only ambivalent clusters and the third cluster representing groups that were viewed as hyper-competent and especially lacking in warmth (in addition to a less extreme competent, but also not warm cluster). The LC-HW cluster included Greece, Ireland, Italy, Portugal, and Spain. The HC-LW cluster included Austria, Belgium, Denmark, Finland, France, Luxembourg, Netherlands, and Sweden. The more extreme HHC-LLW cluster – highest on competence and lowest on warmth – comprised Germany and the U.K. Nearly identical patterns replicated in each of the individual EU samples. Participants rated the majority of groups (87%) higher on one than the other dimension, and this held across samples, ranging from 53% (France) to 100% (Spain). Figure 4 depicts the cluster solution.

The emphasis on ambivalence (no one is perfect, but no one is all bad or all good) did not stem from shared EU membership. Results were very similar for Norway and Bulgaria (European nations that were not EU members at the time): The majority of groups differed significantly on warmth and competence – 93% in Bulgaria and 87% in Norway. They also produced very similar cluster solutions to the combined EU samples, each with two HC-LW clusters and one LC-HW cluster; Bulgaria also generated a HC-HW cluster that included Italy and Spain. These E.U. samples produced no LC-LW clusters. Thus, no nation occupied the HC-HW (i.e., favored) cell, indicating that no nation represents an agreed-upon ideal European prototype.

In the EU samples, each nation rated itself (ingroup) and six other nations (outgroups), so six outgroups and one ingroup rated each nation, providing a rare opportunity to compare ingroup and outgroup ratings of the same group. In comparing each nation's self-rated warmth and competence (e.g., Italians rating Italy) to that nation's average warmth and competence ratings of all the other groups (e.g., Italians rating all other E.U. nations) revealed that participants on average rated their own nation as marginally more competent, but not as more warm, than other nations.

We also compared own -nation's rated warmth and competence (e.g., Italians rating Italy) to the aggregated warmth and competence ratings of that nation made by people in other nations (e.g., all other participating nations rating Italy). This analysis produced mixed results. Some nations rated themselves significantly higher than they were rated by other nations on either competence (Netherlands, Belgium) or warmth (Spain, Portugal) or both (France), whereas others disfavored themselves on either competence (Germany) or warmth (Belgium). Yet other self-ratings were close to the average other-ratings (Germany, Netherlands on warmth, Portugal, Spain on competence, UK on both). Apparently, higher-status groups favored their ingroup on dimensions that reflect obvious status differences (i.e., competence), whereas lower-status groups favored their ingroup on dimensions irrelevant to status (i.e., warmth), thus insuring positive differentiation from other groups (Ellemers, Van Rijswijk, Roefs, & Simons, 1997; Mummendey & Wenzel, 1999; Poppe, 2001; Spears & Manstead, 1989; Van Knippenberg & Van Oers, 1984). These results are similar to those obtained by Jost et al. (2001).

In contrast to stereotypes of European nations, cluster solutions were more similar to those found in the U.S. when European samples rated social groups within their own societies (Belgium and Italy) or the social groups originally generated by U.S. participants (another

sample in Belgium). All three of the samples that rated social groups within their societies produced the predicted four combinations of high and low warmth and competence stereotypes (with no additional clusters). The majority of groups (78%, $SD = 9\%$) in these samples were rated significantly higher on one than the other dimension, ranging from 67% (Italy non-students) to 87% (Belgium). Moreover, these samples produced HC-HW clusters that included ingroups or societal prototype groups (e.g., well-educated people and Northerners in Italy; Wallonians and Catholics in Belgium), and LC-LW clusters that included extreme outgroups (e.g., poor, unemployed, and immigrants in both Belgium and Italy).

In short, European national stereotypes were dominated by ambivalent stereotypes (i.e., viewed as warm and incompetent or as competent and cold), with univalent stereotypes being conspicuously absent, even when people rated their own nation. By contrast, when rating groups within their own societies (or social groups generated by past research in the U.S.), all of the expected combinations of warmth and competence occurred.

East Asia. Including East Asian samples is particularly important for assessing claims of universality because Asian cultures tend to differ substantially from the U.S. on the often-cited individualism-collectivism (IC) dimension, relevant to psychological processes that underlie stereotyping (e.g., Hofstede, 1980; Triandis, 1995). Each of the three Asian samples (Hong Kong, Japan, and South Korea; Cuddy et al., in press, Study 2), which rated their own societal groups, produced at least one HC-LW cluster and at least one LC-HW cluster. The majority of Asian groups (76%) scored significantly higher on one than the other dimension, with a range of 59% (Hong Kong) to 90% (South Korea). All three Asian samples also produced at least one LC-LW cluster. Figures 5 depict data from the Hong Kong sample.

However, none of the Asian samples produced a HC-HW cluster, typically reserved for

ingroups and societal prototype groups, in spite of the fact that we explicitly asked participants in the preliminary groups-listing studies to list ingroups. Instead, these groups (e.g., college graduates, full members of society, educated, middle-class, and students) migrated toward the middle of the warmth-competence space. Some occupied the HC-LW clusters (e.g., Japan: my university, students); some occupied the LC-HW clusters (e.g., Japan: family, friends, Japanese, my clubs; South Korea: college students, middle-class), and some occupied a MC-MW cluster (e.g., Hong Kong: Asians, Chinese, students).

A more fine-grained analysis isolated one group guaranteed to be an ingroup for all samples, namely students. Table 2 compares the three relatively collectivistic East Asian samples with three relatively individualistic Western samples that rated similar groups. The individualists rate students significantly higher than the average of other groups ($ps < .01$), whereas none of the collectivists do. Collectivists attenuating reference-group favoritism fits well-documented IC modesty concerning self (e.g., Heine et al., 1999; Kitayama, Markus, Matsumoto & Norasakkunkit, 1997). Thus, midward migration of reference-group clusters fits collectivists being less likely to rate themselves and their ingroups too positively.

Israel. We collected data from one Jewish and one Muslim Israeli sample, which each rated its own societal groups. The Jewish Israeli sample produced a 5-cluster solution, with one cluster per cell and one middle cluster. Participants rated the majority of groups (88%) as significantly higher on either competence or warmth. Reference groups (e.g., educated, Jews, and seculars) landed in the HC-HW cluster. Thus, the Jewish Israeli sample resembles the American and European samples, perhaps not surprising because most of their families emigrated from those countries.

The Muslim Israeli sample was the only one that deviated from the SCM, producing neither ambivalent cluster and rating just under half the groups (46%) significantly higher on one dimension. Also unusual, the Muslim Israeli sample located clear outgroups (e.g., Jews, leftists, seculars) in the HC-HW cluster, above reference groups (e.g., Arabs and Palestinians), which landed in the MC-MW cluster. These unusual results warrant further investigation.

Latin America. The Latin American samples (Costa Rica and Mexico) rated their own societal groups. Both of these samples produced the two ambivalent clusters: one HC-LW cluster and one LC-HW cluster. The majority of groups (88% in Costa Rica, 78% in Mexico) were rated significantly higher on competence or warmth. Both samples also produced univalent HC-HW and LC-LW clusters.

Summary. Across culturally varied perceivers and targets, cluster analyses corroborated the claim that perceived warmth and competence universally differentiate stereotypes. Comparing warmth and competence—within groups, within clusters, and between clusters—supported the claim that many outgroups receive ambivalent stereotypes as competent but not warm, or as warm but not competent. Across studies and samples, the majority of groups significantly differed on warmth and competence, and both ambivalent combinations occurred in almost all (19 of 20) samples. The prevalence of ambivalent groups is striking given that past prejudice theory and research has emphasized univalent derogation of outgroups. The weight of the data we have collected, in a variety of nations, clearly contradicts prior assumptions about intergroup relations.

C. Primacy of Warmth

Both warmth and competence consistently emerge as core dimensions of social perception. What's more, considerable evidence suggests that warmth judgments are primary,

both in the sense that warmth is judged before competence and that warmth judgments carry more weight in affective and behavioral reactions. From an evolutionary perspective, the primacy of warmth makes sense because another's intent for good or ill matters more to survival than whether the other can act on those goals. Similarly, morality (warmth) judgments determine approach-avoidance tendencies, making them the fundamental aspect of evaluation (Cacioppo et al., 1997; Peeters, 2001) and therefore prior to the competence-efficacy judgments. People infer warmth from the perceived motives of the other (Reeder, Kumar, Hesson-McInnis, & Trafimow, 2002). Research confirms that information about the moral-social dimension is more cognitively accessible, more sought-after by perceivers, more predictive, and more heavily weighted in evaluative judgments. The warmth dimension predicts the valence (i.e., positive or negative) of interpersonal judgments, whereas the competence dimension predicts impression extremity (i.e., *how* positive or *how* negative) (Wojciszke et al. 1998; cf. Wojciszke et al., 1993). Note that Asch intuited the priority of the warmth dimension by manipulating it against a background of competence-related traits; as noted above, warm-cold changes the Gestalt impression of a competent person.

1. Importance of “other profitable” traits

Moral-warmth traits facilitate or hinder mainly other people, whereas competence traits facilitate or hinder mainly the self. That is, the moral-warmth, “other-profitable” traits include *kind*, *honest*, and *aggressive* because they immediately bear on people around the judged person. “Self-profitable” traits include *competence*, *intelligence* and *efficiency* because they directly and unconditionally bear on the possessors' chance to achieve their goals (e.g., Peeters, 2001). In a series of studies, Wojciszke et al., (1998) demonstrated the primacy of warmth traits in global evaluations of others. First, participants who were asked to list the most important personality

traits listed significantly more warmth traits than competence traits, and the five most frequently listed traits were warmth-related (sincere, honest, cheerful, tolerant, and loyal) (Wojciszke et al., 1998, Study 1). Second, when asked to select traits that would help them decide whether a target person deserved their generally positive opinion, participants selected significantly more warmth than competence traits. Third, warmth was a significantly stronger predictor (accounting for 59% of the variance) than competence (accounting for 29% of the variance) of global impressions of familiar others. Fourth, the warmth content of a fictitious other's behaviors was the strongest predictor of global evaluations of the target, whereas competence content only weakly modified the intensity of the evaluation. Fifth, evaluations based on warmth information were strong and stable; evaluations based on competence information were weak and dependent on accompanying warmth information. And sixth, regardless of the valence of the competence information about a target, negative warmth information always elicited negative global evaluations, and positive warmth information always elicited positive global evaluations. Recent work by Ybarra reveals that the majority of cultural universals fall into socio-moral (i.e., warmth) domain and that people's implicit theories of how behaviors imply traits is fairly consensual across cultures in the domain of warmth, but not in the domain of competence (Ybarra & Chan, 2007). Thus, warmth assessments are primary, at least from the observer's perspective (for a review, see Wojciszke, 2005b).

2. Rapidity of warmth judgments and accessibility of warmth information.

Cognitively, people prove more sensitive to warmth information than to competence information. In lexical decision tasks, social perceivers identify warmth-related trait words faster than competence-related trait words, even when controlling for word length (Ybarra, Chan, & Park, 2001). In rapidly judging faces at 100ms exposure times, social perceivers judge

trustworthiness most reliably, followed by competence (Willis & Todorov, 2006). Reliability was calculated as correlations with time-unconstrained judgments of the same faces, and it is striking that people make these judgments in a fraction of a second, with moral-social judgments occurring first. In another series of studies (Hack, Goodwin, & Fiske, 2007), perceivers judged warmth faster than competence in (a) an anticipated interaction paradigm, (b) a photo evaluation task without contextual cues, and a photo evaluation task including SCM groups that vary in status and competition. Converging evidence across investigators supports the priority of warmth.

3. Perceivers and situations moderate the primacy of warmth.

The priority of detecting warmth over competence, though robust, is stronger for some kinds of perceivers. Women, whose gender roles emphasize communal (warmth) over agentic (competence) traits (Abele, 2003) especially show this difference (Wojciszke et al. 1998). And communal traits affect their lives more, whereas competence traits affect men relatively more (Abele, 2003). In parallel, collectivistic orientations emphasize the social-moral dimension, whereas individualistic orientations emphasize the competence dimension (Wojciszke, 1997).

The primacy of warmth is also moderated by self-other outcome dependency. The impact of competence on global evaluations of close others is greater than the impact of competence information on global evaluation of distant others, although warmth still has a greater impact (Wojciszke & Abele, in press). For example, competence affects global evaluations of others when it contributes to the perceiver's well-being, such as when the perceiver's (e.g., an employee) positive outcome is contingent on the target's (e.g., the boss) competence (Wojciszke et al., 2003).

Similarly, the accessibility of the two dimensions depends in part on situational pressures.

Depending on the context that is primed, people construe ambiguous social behaviors (e.g., tutoring another student, avoiding a car accident, failing to cheer up a sibling, leaving a meeting) in either competence or warmth terms. When the actions were framed from the actor's (self-related, individualistic) perspective, participants interpreted the behaviors in competence terms, but when the actions were framed from the observer's (other-related, collectivistic) perspective, participants interpreted them in more warmth-moral terms (Wojciszke et al., 1998).

4. Diagnosticity of warmth and competence information, positive and negative.

Social perceivers engage a complex calculus regarding relative diagnosticity of the two fundamental dimensions. They asymmetrically process positive-negative warmth information and positive-negative competence information, but in opposite ways (Singh & Teoh, 2000). Perceivers sensitively heed information that *disconfirms*, rather than confirms, others' warmth (Kubicka-Daab, 1989; Singh & Teoh, 2000; Skowronski & Carlston, 1987; Tausch et al., in press; Ybarra & Stephan, 1999). This sensitivity reflects concerns about others' intentions or motives (Reeder et al., 2002). To be perceived as warm, a person must behave according to a small range of behavior—all moral-sociable; a negative deviation eliminates the presumption of morality-warmth and is attributed to the person's (apparently deceptive, mean) disposition. On the other hand, a person perceived as unfriendly may sometimes behave in moral-sociable ways, but the person will continue to be perceived as unfriendly and untrustworthy; positive deviations are easily explained by situational demands. After all, even evil people may be nice when it matters to them. In other words, mean and untrustworthy behavior is more diagnostic because it is usually attributed to the other's disposition, not to social demands. Perceivers interpret warm behavior as highly controllable, and thus non-diagnostic.

By contrast, perceivers presume that competent behavior is not under immediate personal

control. Hence, competence is asymmetrical in a different way. That is, a person perceived as competent may behave competently most of the time, and a few incompetent behaviors do not undermine the perception of general competence. (Consider the absent-minded professor.) In contrast, a person perceived as incompetent, who presumably lacks the ability, can never behave competently without challenging the perceived incompetence. For competence, positive (as compared to negative) behavior is more diagnostic: Competence is usually attributed to the other's abilities, not to social demands.

Sometimes the dimensions mix: Competent behavior is judged especially diagnostic when the other is perceived as immoral-unsociable; the competence of an enemy is potentially of greater consequence than the competence of a friend (Peeters, 2001). Thus, asymmetries in the processing of positive-negative warmth and competence information boil down to their relative diagnosticity for personality impressions (Fiske, 1980; Skowronski & Carlston, 1987; Tausch et al., in press; Ybarra & Stephan, 1999).

In sum, although both dimensions are fundamental to social perception, warmth judgments appear primary, reflecting the importance of first assessing others' intentions (before determining the other's ability to carry out those intentions). This reflects sensitivity to potential threats, which aids survival value for any organism.

III. Social Structural Roots of Warmth and Competence Judgments

The SCM suggests that warmth and competence judgments result from the social structural relations between individuals and groups. Because all complex societies are hierarchically organized and have limited resources, we argue that not only the two dimensions but their social structural predictors also ought to generalize across cultures. Specifically, we argue that two variables long identified as important in intergroup relations—status and

competition— predict warmth and competence judgments. People viewed as competitors are judged as lacking warmth, whereas people viewed as noncompetitors are judged as warm; people viewed as high status are judged as competent, whereas people viewed as low status are judged as incompetent. In addition to demonstrating these relationships in research on actual groups in the U.S. (Cuddy et al., 2007; Fiske et al., 2002; 1999), we will see that they replicate in investigations of experimentally created groups (Caprariello et al., 2007; Oldmeadow & Fiske, in press) and interpersonal perception (Russell & Fiske, 2007).

Status and competition underlie group bias for a number of reasons. By taking into account structural relationships between groups (i.e., perceived competition-cooperation and group status differential), a target's group membership provides the information necessary to quickly answer the two functional questions we raised at the beginning of this chapter: (a) Does the other intend help or harm, and (b) Can the other carry out this intent? If social perception operates in the service of interaction goals (Fiske, 1992), then understanding an outgroup's intentions and capabilities of carrying out those intentions ought to be a primary motive in perceiving social entities. And though perceiving individuals as social entities differs from perceiving groups (Hamilton & Sherman, 1996; Sedikides, Insko, & Schopler, 1998), using group membership as a categorization heuristic contributes to the tendency to interpret behavior as confirming a stereotype (Taylor, 1981).

Second, linking social structure to traits legitimates unfair social structures over which people feel they have no control (for a review, see Glick & Fiske, 2001a). Legitimizing ideologies relieve people's compunction about cooperating in a social system that inflicts pain on self or others by justifying the system as fair. For example, self-interest motivates people to believe that those who suffer have brought about their own misery, eliciting just-world beliefs

that outcomes are typically deserved (Lerner & Miller, 1978), such as that groups with high-status and well-paying jobs must have earned these outcomes through talent and hard work. The status-competence correlation in fact varies by individual differences in just-world beliefs (Oldmeadow & Fiske, in press). Similarly, social dominance orientation—the belief that group hierarchies are inevitable, even desirable (Sidanius & Pratto, 1999)—also increases the perceived status-competence correlation (Oldmeadow & Fiske, in press). In these studies, perceivers saw photographs of more and less expensive houses, judging the probable competence, intelligence, etc., of the occupants.

In a related vein, system-justification legitimates group level sociopolitical and socioeconomic inequalities (Jost & Banaji, 1994). Superordinate groups justify their advantage by viewing the status quo as fair, and even subordinate groups may endorse this view because it explains their own outcomes. In a system with clear status differences, high status confers favorable competence stereotypes for perceivers in the dominant group. To lessen the dominant group's responsibility for inequalities among groups, cooperative subordinate groups are granted warmth stereotypes, which do not challenge (and may even reinforce current status relations) by pacifying subordinates, who are allocated a “safe” way to positively differentiate themselves (e.g., see Jackman, 1994). Also, system-justification theory explains that even disadvantaged groups are motivated to believe in the fairness of structural inequality, in the belief that they might yet succeed, in turn endorsing their own group's negative stereotypes (Jost, Burgess, & Mosso, 2001). Thus, group status predicts competence stereotypes because it justifies beliefs in fairness and meritocracy. Competition negatively predicts warmth stereotypes because this excludes groups with goals that conflict with those of the ingroup. When a group is viewed as competing for resources, such as tax dollars, people tend to attribute this behavior to the group's

alleged malice. Given this general theoretical background on legitimating groups' positions in society, we now examine separately the reasons for the status-competence and competition-warmth predictions.

A. Why Social Status Should Predict Competence Judgments

SCM predicts that a group's position on the competence dimension can be predicted from their perceived status relative to other groups in society. High status groups (e.g., rich people) are believed to be competent, whereas low status groups (e.g., poor people) are believed to be incompetent, presumably based on the common but flawed assumption that status invariably derives from ability (as opposed to such factors as opportunity, inheritance, or luck; Fiske, Cuddy, Glick, & Xu, 2002; Fiske et al., 1999). In short, status assesses the capability of groups to control resources. Groups with high status typically have high power as well, giving them control over obtaining and providing resources. Indeed, although status is defined by position in society, it often links to power, which is defined by the ability to regulate resources (Fiske, 1993). Therefore recognition of status (and the presumed control over resources) is inherently linked to perceived competence. People may therefore simply infer a group's traits from their social position. This tendency may be especially strong in Western cultures, in which people tend to overuse internal dispositions, ignoring the influence of the situation or context (Gilbert & Malone, 1995; Jones, 1979; Ross, 1977). Thus, when a group is supposedly overrepresented in high-status jobs and prestigious universities, people may attribute this outcome to the group's perceived competence

B. Why Competition Should Predict Warmth Judgments

SCM specifically predicts that competition predicts (low) perceived warmth because of the function it serves in the structural relations between groups' incompatible goals. Compliant

subordinate groups fulfill a convenient role, so they receive paternalistic prejudice, disrespecting their competence, but simultaneously liking the qualities that keep them subordinated, as long as they are not viewed as posing a threat. Warmth-related identities placate subordinates by assigning them socially desirable traits that conveniently also imply deference to others (Glick & Fiske, 2001; Ridgeway, 2001). Negative intentions will not be attributed to noncompetitive outgroups, whereas attributions of warmth to these groups help to maintain the status quo with a minimum of conflict (Jackman, 1994). Disabled people and housewives, groups that are not viewed as competing for economic and educational resources, are rated as warmer than virtually all other groups, including most majority groups.

The ingroup, its allies, and reference groups do not compete with themselves, so they are acknowledged as warm. The cultural default groups (middle-class, Christian, heterosexual) may not be viewed as competitive, precisely because they possess cultural hegemony. Support for the prediction that competition drives perceptions of warmth also comes from the Phalet-Poppe (1997) and Poppe-Linssen (1999) studies, in which perceived inter-nation conflict negatively predicted socially desirable traits (morality or warmth).

By contrast, groups that are perceived as competitive are stereotyped as lacking warmth. This holds true both for groups that are low and those that are high in status. Competitive outgroups elicit frustration and resentment, making it likely that competing goals will be attributed to the outgroup's negative intent (i.e., lack of warmth). A primary source of negative affect toward outgroups results from perceived incompatibility of their goals with ingroup goals (Fiske & Ruscher, 1993). If successful, outgroups receive grudging respect for their envied control over resources, but are never liked as warm.

High status, competitive groups, such as Asians and Jews in America, are viewed as successfully competing for economic and educational resources with mainstream society (Glick & Fiske, 2001); these groups are rated as significantly less warm than middle-class people and Christians (both majority groups). Low-status groups are not viewed as successful competitors, but nevertheless tend to be seen as exploitative or “competing” in the sense that whatever resources go to them represent a drain on the rest of society. Low-low groups (e.g., welfare recipients) are viewed as parasites in a zero-sum system who contribute little yet suck up resources (e.g., through public assistance subsidized by taxes). Because their goals are perceived as incompatible with the rest of society’s, they are not warm.

In short, competition addresses the question of intent. Competition pits the desired resources of one social group against others, and to compete successfully, one must intend to maximize one’s resources over others’ resources. Determining whether other groups have incompatible goals allows groups to recognize potential threats to resources (Fiske, 1993). Knowing that a group intends to compete for resources suggests that group members have negative intentions toward others (making them cold, unfriendly, and untrustworthy); characterizing such groups as cold helps to motivate the ingroup to compete. By contrast, knowing that a group intends to cooperate suggests positive intentions toward others (warmth, friendliness, and trustworthiness); the positive stereotype motivates the ingroup to cooperate.

C. United States Tests of SCM Structural Hypotheses

Having described the general theory behind the structural hypotheses, and the more specific rationale for the specific competition-warmth and status-competence effects, we now review the accumulating evidence.

1. Correlational Evidence

In the five U.S. studies described previously, comprising ten samples of diverse participants (including one national random sample), participants also rated the same groups on items measuring perceived status and perceived competitiveness (Cuddy et al., 2007; Fiske et al., 1999, 2002). Perceived status was assessed by perceptions of the degree to which members of a group generally hold prestigious jobs, have economic success, and attain a high education level. Perceived competitiveness was assessed by the degree to which a group's perceived resources or power take resources or power away from the rest of society, and the degree to which they receive "special breaks." Again, in long versions of the questionnaire, participants rated between 17 and 25 groups; in a short version, participants rated 6 groups (Fiske et al., 2002, Study 3). The social structural measures were developed and refined over the course of the studies (Cuddy et al., 2007; Fiske et al., 2002; Fiske, Xu, Cuddy, & Glick, 1999) and principal components factor analyses consistently recovered two social structure factors, status and competitiveness. Participants made the ratings based on "...how you believe others view these groups." Scale reliabilities were sufficiently high for all scales in all samples.

We calculated correlations two ways. At the group level we averaged ratings across participants for each of the groups, and then calculated the correlation coefficients from the group means. At the individual level we calculated correlations separately for each individual participant, converted them using Fisher's r to z , averaged them, and reverted them to r s. The group-level procedure uses a smaller n , but stable means that mask participant-level variation, thus producing larger r s. The individual-level procedure lacks stable means but provides more power. Here, we will present only the individual-level correlations, a more conservative estimate than a group-level of analysis. As predicted, status ratings correlated positively with competence ratings in all samples, and the effect size is large: mean $r = .81$, range = .64 to .87 (Cuddy et al.,

2007; Fiske et al., 2002). Competition ratings correlated negatively with warmth ratings in all samples, and the effect size is medium: mean $r = -.29$, range = $-.11$ to $-.43$. Although the competition-warmth correlations were more modest, we suspect this is due to measurement error in the competition variable, which has focused on economic competition, while omitting symbolic, value-driven competition, which may matter more in intergroup structural relations.

2. Experimental Evidence: Intergroup and Interpersonal

Of course, correlations remain open to the alternative that perceivers are reasoning in reverse, deducing from stereotypic traits that the groups must have the requisite competitive intent and status. We extended the correlational findings by manipulating the social structural variables of competition and status, then measuring subsequent changes in perceived warmth and competence (as well as emotional reactions, which we discuss later). We present data at both intergroup and interpersonal levels of analysis.

a. Intergroup Experiments. We presented participants with a fictitious immigrant group, systematically varying both its competition with other groups and its status (Caprariello et al., 2007). Undergraduate students read a vignette depicting an unfamiliar ethnic group said to be immigrating to the U.S. in the near future. In a 2×2 between-subjects design, the questionnaires varied the group's home-country competitiveness ("they take power and resources from" vs. "share power and resources with members of other groups") and its status ("they typically have prestigious jobs, and are well educated and economically successful" vs. "low-status jobs, and are uneducated and economically unsuccessful"). Participants were then asked "When members of this ethnic group arrive here, to what extent will people here be likely to view incoming group members in the following ways?" Participants then rated the hypothetical ethnic group on warmth and competence adjectives. As the SCM predicts, status affected competence but not

warmth ratings, such that high-status groups were rated as more competent than low-status groups. By contrast, competitiveness affected warmth but not competence ratings, such that competitive groups were rated as less warm than cooperative groups. Thus, evidence for these social structural predictors (status and competitive or cooperative interdependence) is not only correlational, but also causal.

b. Interpersonal Experiments. Here, we report interpersonal analogs to these intergroup findings, strengthening the causal direction from structure to perceived traits. As interpersonal analogues to intergroup relations, interpersonal relationships should similarly determine perceived warmth and competence. We have argued that the SCM's principles are universal. If the structural, dimensional, emotional, and behavioral predictions generalize from intergroup to interpersonal interactions, then the argument for universality is strengthened. We describe some research that begins to tackle the interpersonal level of analysis (Russell & Fiske, 2007).

In a pair of studies, students arrived for an experiment in which they and another student would play a game for cash rewards (prisoner's dilemma in Study 1, trivia challenge in Study 2). They learned that they would be competing or cooperating with their partner. In Study 1, the payoff matrix was framed to promote either cooperation ("Team Game") or competition ("Winner Takes All"), and in Study 2, the reward was contingent either on their joint performance as a team competing with other student teams or based on their dyadic competition. They also learned that their partner's status was either high or low, through social class information in Study 1 and through random assignment to boss and subordinate roles in Study 2.

In Study 1, they rated their partner both before and after the interaction. The ratings beforehand were based on the minimal information contained in the status and interdependence manipulations and on allegedly subliminal information conveyed in rapidly presented sentences

that actually contained no information. Cooperative-frame participants rated their partners as reliably warmer than competitive-frame participants. After they played the game (with a computer programmed to respond tit for tat), their ratings still reflected the cooperative or competitive framing established before the interaction. Study 2's manipulation of reward contingency, in an after-only design, also showed significant effects of interdependence on perceived warmth, after an actual, spontaneous interaction with another naïve participant.

The status-competence effects also supported the SCM, in both before-and-after ratings (Study 1) and in post-interaction-only ratings in Study 2. The findings are particularly striking in two respects: first, that they survived both standardized responses (Study 1) and spontaneous responses (Study 2), and second, that they occurred even when their basis was patently arbitrary (Study 2's status manipulation was accomplished by shuffling the "boss" and "subordinate" cards; both studies' competition manipulations were simply the experimental instructions in a short-term game). In Study 2, participants also were asked whether situational factors, such as the structure of the game, had influenced their rating; they denied it, but they did think that their partner's disposition caused their ratings. Finally (Study 3), yoked judges were asked if they thought such manipulations would affect their own reactions, and none of them predicted that the structure of the interpersonal relationships would affect their trait perceptions.

The SCM structural predictions apparently operate at the level of interpersonal interactions, as well as intergroup interactions, but lay people do not seem to be aware of this. Instead, they viewed their perceptions as dispositional—the interpersonal version of stereotyping an outgroup instead of understanding that perceptions are shaped by social structure. Most important, SCM predictions hold for personal impressions as well as for societal stereotypes.

D. Cross-Cultural Tests of SCM Structural Hypotheses

As already described, we collected SCM data in 20 nations. As in the U.S. samples, participants rated the same groups on the traits (warmth and competence) and the two social structure scales (status and competitiveness). In all 20 samples, exactly as hypothesized, perceived status highly correlated with competence ratings, with a large effect size, average $r = .77$, range = .55 (Israel-Muslim) to .87 (Hong Kong, Spain), all $ps < .01$. This held both for samples from relatively individualistic societies (average $r = .78$) and from relatively collectivistic societies (average $r = .71$). Table 3 presents the status-competence correlations for all samples. Although these correlations are large enough, raising issues of divergent validity of the two scales, the status and competence items clearly do not measure the same construct: The status measure is wholly demographic, whereas the competence measure comprises traits. These findings suggest that people generally view their societies as meritocratic, inferring that high status groups must also be highly competent.

The relationship between competitiveness and warmth was not as consistent, but was significant in 69% of the samples, and negative (as predicted) in all but one (Israeli-Muslim). Across samples, the effect size was small but reliable: average $r = -.17$. Correlations were similar for relatively individualistic cultures (mean $r = -.17$) and relatively collectivistic cultures (mean $r = -.24$). Again, we believe the diminished correlations in some samples can be explained by the fact that we had restricted our measure of competition to zero-sum negative economic interdependence; all items measured power and resource tradeoffs (i.e., if this group gains power, other groups in society lose power; resources going to this group take resources away from the rest of society). If we had used value trade-offs, the effects might have been stronger. Also, all but one (Israeli-Muslim) of the samples that failed to produce significant competitiveness-warmth correlations were rating fellow EU nations. Our construction of

competition might have been less relevant for this particular set of groups, given that either (a) participants and groups belonged to the same superordinate economic category, the EU, repeatedly primed in the instructions (France, Netherlands, U.K.), or (b) participants did not belong to the intergroup context at all (Bulgaria and Norway, non-EU members). Nonetheless, in most samples and in the aggregate, competition significantly correlated negatively with warmth.

E. Converging Theory and Evidence

A parallel effort to predict intergroup images from structural relations arises from enemy images in political psychology (Alexander et al., 1999). Their taxonomy predicts that groups perceived as having incompatible goals (along with information about their status or power) lead to negative perceptions along the warmth dimension: hostile, untrustworthy, ruthless, evil. Low status and power lead to perceived lack of competence and some degree of warmth. Their parsing of the dimensions differs from ours, as they separate status and power (whereas our model presumes that these two typically go together), as well as goal compatibility (which corresponds to interdependence in the SCM). Thus, image theory creates the possibility of a 2x2x2 taxonomy of groups images, though Alexander et al. (1999) focused on four cells. Image theory and the SCM overlap, independently providing converging predictions about how structural variables affect stereotyping. Although we would argue that the SCM has advantages over image theory,¹ the two theories agree about how two social structural variables, status and competition, predict outgroup images, and image theorists' research has added supporting evidence for these predictions.

Although labeled differently, as noted earlier, gender stereotypes have been characterized as distinguishing stereotypically feminine communal traits (matching the warmth dimension) from stereotypically masculine agentic traits (matching the competence dimension). Social role

theory (Eagly, 1987; Eagly, Wood, & Diekmann, 2000) posits that gender stereotypes follow from social structure, specifically from a gendered division of labor: homemakers versus employees, as well as sex-typed distribution in paid occupations corresponding to high-status versus low-status roles. Social role theory holds that perceivers infer traits by observing role-constrained behavior, so when groups tend to be concentrated in certain roles, they receive the stereotypes that follow from those roles. As roles shift, gender stereotypes should too (Diekmann & Eagly, 2000). In a fictional portrayal of “city workers” and “child raisers,” role-based stereotypes mimicked gender stereotypes, perhaps rationalizing the distribution of the sexes into social roles (Hoffman & Hurst, 1990). Although social role theory provides a more detailed level of analysis linked to specific roles, we view this framework as compatible with the SCM’s broader approach. Note that the traditional gendered division of labor is organized to be interdependent (women relying on men as providers and men on women as homemakers) and status (men’s roles having higher status and women’s lower status). Thus, social role theory’s more detailed analysis of how social structure affects gender stereotypes and the contents of those stereotypes can be viewed as complementary to the SCM.

Summary. Social structural variables, competitive-cooperative interdependence and status, respectively predict warmth and competence stereotypes, across a range of targets, respondents, and paradigms. Although the status-competence effects are larger (rivaling reliability coefficients), and the competition-warmth effects are moderate to small, both are reliable. Moreover, correlational data are supplemented by experimental data and parallel findings from related theories.

IV. Emotional, Behavioral, and Attributional Consequences

Moving from antecedents to consequences, how do warmth and competence judgments affect how targets are treated? This section focuses on the impact of the stereotypes along these fundamental dimensions. We propose that perceptions of high vs. low warmth and competence elicit predictable, differentiated patterns of social emotions, behaviors, and attributions. Prior research and theory, dominated by a view of prejudice as a univalent antipathy, has obscured these distinctive patterns and their social consequences, especially for groups that receive ambivalent stereotypes.

A. Prejudiced Emotions: Admiration, Contempt, Envy, & Pity

1. Emotions Hypotheses

Drawing on varied literatures, we review both correlational and experimental evidence that the four combinations of high vs. low warmth and competence judgments create four unique emotional responses: admiration, contempt, envy, and pity (Cuddy et al., 2007; Cuddy, Fiske, & Glick, 2004; Fiske et al., 2002; Fiske, Cuddy, & Glick, 2002). Our predictions build on social comparison-based (R. Smith, 2000) and attributional (e.g., Weiner, 2005) models of emotion. At the two extremes: (a) Upward assimilative social comparisons – to people perceived as warm and competent (e.g., ingroups) – elicit admiration and pride (Fiske et al., 2002), (b) Downward contrastive comparisons – to people perceived as incompetent and cold – elicit contempt and disgust (e.g., poor people; Fiske et al., 2002; Dijker, Koomen, van de Heuvel, & Frijda, 1996); in the worst cases, these outgroups are severely dehumanized (Harris & Fiske, 2006).

The two ambivalent cases include: (c) Upward contrastive comparisons – to people perceived as competent but not warm (e.g., Asians; Fiske et al., 2002; Lin et al., 2005; e.g., Jews; Fiske et al., 2002; Glick, 2002, 2005) – elicit envy. And (d) downward assimilative comparisons

– to people perceived as warm but not competent – elicit pity (e.g., the elderly; Cuddy, Norton, & Fiske, 2005; Fiske et al., 2002). We address each quadrant in turn, focusing on the emotions.

a. Pity

Low-status, non-competitive groups seen as incompetent but warm receive paternalistic prejudice. As we have noted, exemplars of this cluster include elderly people, disabled people, retarded people, and housewives. We hypothesize that these groups elicit pity and sympathy. Pity is directed toward people with negative outcomes, whose causes they cannot control (Weiner, 1980; 1985).

Physical disabilities (for example, Alzheimer's disease, blindness, cancer, heart disease, paraplegia) are perceived as onset-uncontrollable and worthy of sympathy and pity (Weiner, Perry, & Magnusson, 1988). When asked to describe times they pitied others, students' stories most often referred to people with physical disabilities or victims of environmental circumstances (Weiner, Graham, & Chandler, 1982). Thus, only when poverty is attributed to external and uncontrollable societal causes does it evoke pity (Zucker & Weiner, 1993). A variety of stigmatizing conditions—blindness, cancer, AIDS, drug abuse, obesity, and homelessness—all can elicit pity when viewed as onset uncontrollable (Rush, 1998). But some of these are more typically viewed as onset controllable (AIDS, drug abuse, obesity, homelessness), compared to others (blindness, cancer). Viewing persons with AIDS as behaviorally responsible for their condition, for example, reduces pity (Dijker, Kok, & Koomen, 1996). Generally, physical stigmas are viewed as onset uncontrollable, eliciting pity, whereas mental-behavioral stigmas are viewed as onset-controllable, failing to elicit pity (Stipek, Weiner, & Li, 1989; Weiner et al., 1988).

Drawing on Weiner's attributional analysis, R. Smith's (2000) theory of social comparison-based emotions describes sympathy and pity as downward assimilative emotions, directed at lower-status groups (as the SCM predicts). The SCM adds the insight that only non-competing groups are sufficiently "assimilated" into society to evoke sympathetic concern.

We have described pity as paternalistic because it presumes that the perceiver has a dominant, though custodial, role. Paternalism implies subjectively positive emotions directed toward less fortunate or lower status others. Only low-status groups that are viewed as having positive intentions (i.e., are cooperative rather than competitive), however, are likely to elicit paternalism due to the perception that their poor outcomes are outside their control (because of their assumed incompetence). Their cooperativeness casts them as warm, with positive intentions, implying that they would surmount their predicament, if they were able (i.e., are not intentionally "parasitic"). In sum, LC-HW people are viewed as deserving pity and sympathy for uncontrollable negative outcomes that occur despite their best intentions.

b. Envy

Competent but cold groups elicit envy and jealousy, a response we label envious prejudice. The positive side of envious ambivalence is that such groups are perceived as competent and therefore responsible for their own high status. On the negative side, they are viewed as competitors who lack warmth and have hostile intent. When others' controllable, positive outcomes deprive the self, people feel envy (i.e., envy occurs when one lacks another's superior, desired outcome; Parrott & Smith, 1993). Envy is by definition, then, directed upward. Moreover, envy generates dislike. Thus, upward contrastive (i.e., competitive) social comparisons elicit envy and resentment (R. Smith, 2000). Envy focuses on oneself and the other simultaneously, as a comparison in which the self is at a disadvantage.

Envy entails hostility and depression (R. Smith, Parrott, Ozer, & Moniz, 1994); the hostility expresses feelings that the outgroups' superior position is illegitimate, whereas the depression focuses on one's own inferiority. Because acknowledging envy implies one's own lack, this emotion is often couched as righteous indignation of the other's presumably illegitimate gain (R. Smith, 1991). Thus, although envied groups may also elicit anger, anger is not uniquely expressed toward such high-status groups (because it also can be directed downward, toward low-status, competitor groups). In short, envy seems more the most appropriate label for attitudes toward high-status, competitive groups than anger or resentment. However, envy in intergroup perceptions may be particularly difficult to measure (Spears & Leach, 2004); people are loath to admit envy because it implies a deficit in the self or ingroup.

c. Contempt

The third combination, low-status, "free-loading" groups perceived as incompetent and not warm, receive what we have termed contemptuous prejudice. Groups that elicit such univalent antipathy evoke anger, contempt, disgust, hate, and resentment. Anger is directed toward those whose negative outcomes are perceived as their own fault (Weiner, 1985) and who are viewed as a drain on the rest of society. For example, because conservatives attribute poverty to internal and controllable individual causes, they are more likely to react with blame and anger (Zucker & Weiner, 1993). Dijker's (1987; Dijker, Koomen, van den Heuvel, & Frijda, 1996) work on native Dutch perceptions of Surinamese versus Turkish or Moroccan immigrants illustrates this link. The Dutch are more likely to feel contempt (in Dijker's measures this emotional dimension is defined as anger, annoyance, aversion, contempt, and antipathy) toward people of Turkish and Moroccan descent in the Netherlands than toward other minorities. Both Turks and Moroccans tend to be Islamic and immigrated to perform low-wage jobs. Their

cultural differences (religious beliefs) and status (low-status jobs) are both viewed as choices rather than uncontrollable circumstances.

Similarly, voluntary unemployment and poverty caused by gambling elicit anger (Weiner, Graham, & Chandler, 1982). As other examples, child abuse, drug addiction, obesity, and AIDS are seen as controllable, blameworthy stigmas, eliciting a high degree of anger (Weiner, Perry, & Magnusson, 1988). People who view homosexuality as both immoral and individually controllable react with anger and contempt to individuals with AIDS (Dijker, Kok, & Koomen, 1996). When homelessness is attributed in to presumably controllable behaviors or traits, such as drug abuse or laziness, it likewise elicits anger (Barnett, Quackenbush, & Pierce, 1997). In general, when controllability is manipulated for a variety of stigmas, it elicits perceived responsibility, blame, and anger (Rush, 1998).

Again, although anger is relevant, contemptuous prejudice involves more specific emotions, such as disgust and a moralistic resentment that includes overtones of injustice and indignation, bitterness toward illegitimate behavior. Injustice powerfully evokes both anger and disgust toward behavior viewed as immoral and as impeding one's own (or the ingroup's) goals and plans (Mikula, Scherer, & Atehnstaedt, 1998). Outgroups perceived to have interests that detract from ingroups create competition in a zero-sum sense, creating anger, but contempt and disgust are downward (i.e., target lower status others) contrastive comparisons (R. Smith, 2000). Anger, contempt, and disgust all express moral outrage, though at different levels – individual, community, and divinity, respectively (Rozin, Lowery, Imada, & Haidt, 1999). Violations of individual standards translate to anger; violations of community standards evoke contempt; and violations of divine standards provoke disgust. Groups perceived as low-status, competitive free-

loaders with hostile and exploitative intent that impacts others as individuals, as communities, and as religious believers, elicit strong morally justified contempt.

d. Admiration

Some groups with high status do not compete with societal ingroups, either because they are the dominant, mainstream ingroups and reference groups or their close allies. Because they have high status but also serve as societal reference groups or further the interests of such groups, they elicit admiration and pride. For example, most Americans identify as middle class or aspire to be, so the middle class serves as a societal reference group. These reference groups, receiving univalent positive regard, elicit pride, admiration, and respect. Pride targets others who attain favorable outcomes (e.g., high status) that also have positive implications for the self. Pride results from self-relevant, positive, controllable outcomes (Weiner, 1985). Pride and self-esteem follow positive outcomes attributed to self, and by extension, to one's group or reference group.

People indeed feel positive about the successes of close others, as long as others' success in a domain, because of its relevance to self-esteem, does not create an unfavorable comparison for the self (Tesser, 1988). Similarly, because one can assimilate the self to the ingroup, close allies, or societal reference groups, the success of these larger entities can be an occasion for pride, rather than envy, such as when one basks in the reflected glory of a group's (e.g., a team one supports) success (Cialdini et al., 1976) Thus, upward, assimilative social comparisons elicit admiration and inspiration, according to R. Smith's (2000) theory. Pride and admiration should therefore be directed toward successful ingroups, reference groups, and close allies.

Summary. The SCM's emotional prejudice hypotheses state that: pity targets low-status, noncompetitive groups seen as warm but incompetent, envy targets high-status, competitive

groups seen as competent but cold, contempt targets low-status groups seen as competitive (free-loading), and admiration targets mainstream reference groups—high-status, noncompetitive—seen as warm and competent.

2. Support for Emotions Hypotheses: Correlational and Experimental

a. Correlational Evidence

In several U.S. studies, the groups rated in our stereotype content surveys (Cuddy et al., 2007, Study 1; Fiske et al., 2002, Study 4) were also rated on emotion items assessing admiration (admiring, inspired, proud, respectful), contempt (contemptuous, disgusted, hateful, resentful), envy (envious, jealous), and pity (pity, sympathy). Participants received instructions similar to those used in assessing stereotypes, reporting the emotions that people in (e.g., American) society generally feel toward each group.

The correlational studies found that emotion ratings differed as predicted within each of the four warmth-competence clusters. The cold-competent cluster (e.g., Asians, Jewish people, and rich people) elicit envy and moderate admiration, but little contempt or pity. Warm-incompetent groups (e.g., disabled people, elderly people, and mentally retarded people) are pitied, receiving much less admiration and contempt, and no envy. The incompetent-cold cluster (e.g., homeless people, poor people, welfare recipients) evoke contempt, but little pity or admiration and no envy. Warm-competent groups (e.g., Americans, middle-class, and students) elicit significantly more admiration and pride than any of the other three emotion factors.

Comparing the clusters within each emotion showed that each emotion's highest rating occurred for the predicted cluster: admiration was highest for the warm-competent cluster, envy was highest for the cold-competent cluster, pity was highest for the warm-incompetent cluster, and contempt was highest for the cold-incompetent cluster.

b. Experimental Evidence

We also conducted experimental tests of the intergroup emotions hypotheses (Caprariello et al., 2007). In these experiments, we focused on whether the social structural variables – status and competitiveness – elicit the predicted emotions, investigating the claim that each combination of high and low status and competitiveness would actually bring about the predicted emotional responses.

In the fictitious immigrant group study described earlier, participants were also asked “When members of this ethnic group arrive, to what extent will people here be likely to feel each of the following emotions toward them?” and made ratings on the four emotions scales. The results supported three of four predictions. Members of low-competition, high-status groups elicited significantly more admiration and pride than members of all other groups. Members of high-status, high-competition groups evoked more envy than members of other groups. Likewise, members of low-competition, low-status groups garnered more pity and sympathy than other group members.

Contrary to predictions, however, members of high-competition, low-status groups did not evoke higher ratings of contempt and disgust compared to the other groups, and even evoked less contempt than members of high-competition/high-status groups *and* low-competition/low-status groups. The only group that elicited lower contempt ratings were members of low-competition/high-status groups (i.e., stand-ins for ingroups and reference groups), who evoked significantly less contempt than all other groups. Thus, although our prediction about which group would elicit the *most* contempt was not supported, we did find the low-competition/high-status group elicited the *least*. Participants gave mostly neutral ratings on contempt and disgust (closer to the midpoint than the other emotions), perhaps indicating reluctance to report contempt

and disgust toward any group. This may reflect an unwillingness to indicate strong negative emotions toward others (see Sears, 1989).

The null result for contempt ratings should, however, be placed in the context of other, more supportive data: First, the student samples and national representative sample survey (Cuddy et al., 2007; Fiske et al., 2002) showed clear reports of disgust/contempt toward low-warmth, low-competence groups. Second, neuro-imaging data show that these groups uniquely fail to elicit activation in the medial prefrontal cortex, an area that reliably responds to social stimuli. By contrast, low-warmth, low-competence groups do activate the insula, an area reliably implicated in disgust (Harris & Fiske, 2006). Together, these neuro-imaging results suggest that these groups are viewed as less than human. Third, ratings of actual (as opposed to fictitious) immigrant groups perceived as low-status and exploitative (e.g., undocumented migrants) do elicit low-warmth and low-competence attributions (Lee & Fiske, 2006).

3. Summary

Thus, experimental findings support the SCM's predictions that particular combinations of warmth and competence perceptions create distinct emotional reactions toward groups and individuals. In the intergroup context, this stands in sharp contrast to the presumption that intergroup emotions are typically univalent, either wholly positive (e.g., toward allied groups) or negative (toward outgroups). Understanding these distinct emotional profiles – admiration, envy, pity, and contempt – is of special importance for understanding intergroup behavior, to which we now turn.

B. Behaviors: Active and Passive, Facilitation and Harm

The BIAS map (Cuddy et al., 2007; Figure 2) builds on the SCM, proposing that the four combinations of high vs. low warmth and competence elicit not only differentiated emotions, but

also four discrete patterns of behavioral responses: active facilitation (e.g., help), active harm (e.g., harassment), passive facilitation (e.g., convenient cooperation), and passive harm (e.g., neglect). We present both correlational and experimental support for these patterns for both intergroup (e.g., Cuddy et al., 2007; Cuddy, Fiske, & Glick, 2004) and interpersonal (Cuddy, 2006) perception.

1. Behaviors Hypotheses

a. Identifying dimensions of behaviors

Past work suggests that two dimensions capture a wide range of intergroup behaviors: Active-passive concerns intensity; harm-facilitation concerns valence. The active-passive distinction runs through various areas of psychology, showing that behaviors tend to be enacted with relatively more or less effort, directness, engagement, intent, and intensity. This dimension distinguishes more overt and effortful social behaviors, whether positive or negative, such as helping or harassing, from more subtle types that involve less exertion, such as associating or neglecting. The active-passive dimension has been used to classify a range of interpersonal behavior, including aggression (Buss, 1961), romantic relationship behaviors (Sinclair & Fehr, 2005), leadership styles (Eagly, Johannesen-Schmidt, & van Engen, 2003), and minority social influence (Kerr, 2002), among others. Ayduk and colleagues (2003) describe active behaviors as direct, explicit, overt, confrontational, intense, and high risk. By contrast, passive behaviors are indirect, covert, less intense, and avoidant. “Passive” does not imply a completely inert state (which would make “passive behavior” an oxymoron); rather, in psychology, “passive” has often been used to describe behaviors that require less effort, direction, and intention (e.g., passive aggression) relative to behaviors that are unambiguously active and goal-directed (e.g. active

aggression). Passive aggression, for example, includes neglecting to do something (e.g., warning someone of danger), whereby the omission then harms another person.

For the intergroup domain, we define active behaviors as those conducted with directed effort to affect the target group; they overtly and directly act for or against the target group. We define as passive behaviors those that are conducted or experienced with less directed effort, but still have repercussions for the outgroup; they act with or without the target group. Passive behaviors may reflect a less deliberate or obvious intention on the part of an actor to bring about a specific outcome, but can constitute consequential forms of discrimination (e.g., passive segregation, failure to hire members of a specific group, neglecting an outgroup member's welfare, not providing service). On the positive side, passive behaviors represent noncommittal rapprochement, as when prejudiced people cooperate when convenient, "go along to get along," patronize businesses owned by disliked outgroups, or tolerate but neither object to nor endorse the outgroup's presence.

A second frequent distinction concerns the valence of behavior as determined by its intended effect on others. We refer to this second dimension as facilitation-harm. This dimension distinguishes prosocial/helping behavior from antisocial/aggressive behavior (see Batson, 1998 and Geen, 1998 for reviews). Similarly, interdependence theorists focus on how social behavior facilitates or impedes others' goals (e.g., Thibaut & Kelley, 1959). In the intergroup context, we define facilitation-harm as follows: Facilitation leads to ostensibly favorable outcomes or gains for other groups; harm leads to detrimental outcomes or losses for other groups.

Combining the two behavioral dimensions creates four classes of behaviors, along two bipolar dimensions: *Active facilitation* (i.e., acting for) explicitly aims to benefit a target. Interpersonally, these behaviors include helping, assisting, or defending others (e.g., opening a

door for someone). At the intergroup level, this would include hiring, promoting, or befriending group members. Institutionally, these behaviors include assistance programs for the needy, corporate charitable giving, progressive tax codes, and anti-discrimination policies.

Active harm (i.e., acting against) explicitly intends to hurt a target and its interests. Individual insults, bullying, and attack are individual active harms. Using group epithets, sexual harassment, and hate crimes all constitute group based active harm. Institutionally, active harm can range from discriminatory policies to legalized segregation to mass internment (e.g., Japanese Americans during World War II) to genocide.

Passive facilitation (i.e., acting with) accepts obligatory association or convenient cooperation with a target. Such behavior is passive because contact is not desired, but only tolerated in the service of other goals; facilitation of the other is a mere byproduct. Interpersonal examples include tolerating obligatory association in educational, commercial, or professional settings, with people one would not otherwise choose as associates. Intergroup examples include hiring the services of outgroup members (e.g., as domestics) or choosing to work with members of a group assumed to be smart (e.g., Asian Americans) on a team project. Institutionally, realpolitik cooperation with a disliked regime illustrates passive facilitation. Passive facilitation acts with the group for one's own purposes, but simultaneously benefits the other group as a by-product.

Passive harm (i.e., acting without) demeans or distances others by diminishing their social worth through excluding, ignoring, or neglecting. Relational or social aggression (e.g., Crick & Grotpeter, 1995) and passive negative coping (e.g., withdrawal of social support; Ayduk et al., 2003) are related concepts. Interpersonal passive harm includes avoiding eye contact, being dismissive, or ignoring another person. The same behaviors applied on the basis of

outgroup membership would constitute intergroup passive harm. Institutionally, passive harm involves disregarding the needs of some groups (e.g., by denying assistance) or limiting access to necessary resources such as education, housing, and healthcare. Passive harm acts without the group, denying its existence, harming its members by omission of normal human recognition.

Three hypotheses specify how competence-warmth stereotypes and their corresponding social emotions might predict the four classes of behavioral tendencies.

b. Warmth Judgments Elicit Active Behavioral Responses

Because of its primacy in evaluations of others (as reviewed above), we hypothesize that the warmth dimension predicts the valence of active behaviors: perceivers act against (i.e., active harm) stereotypically cold groups and for (i.e., active facilitation) stereotypically warm groups. Warmth stereotypes theoretically derive from the inferred goals of the target group and the potential benefits or harms caused by these goals (Wojciszke, 2005a,b). The SCM supports this link, illustrating how competitive or exploitative groups (whose goals are perceived as harmful) are stereotyped as lacking warmth, whereas non-competitive groups (perceived as not having harmful goals) are stereotyped as possessing warmth. Because it is self- and ingroup-relevant, warmth information dominates over competence information in person perception. As reviewed above, compared to competence, warmth accounts for twice as much of the variance in global evaluations of others, is chronically more accessible in descriptions of others, leads to stronger and more stable evaluations of others (Wojciszke et al., 1998), and is identified and judged more rapidly (Hack, Goodwin, & Fiske, 2007; Ybarra et al., 2001). Warmth information creates a relatively urgent need to react, leading to active facilitation directed at warm groups and active harm directed at cold groups.

c. Competence Judgments Elicit Passive Behavioral Responses

We hypothesize that competence, being secondary (although still important) in evaluations of others (as reviewed above), predicts the valence of passive behaviors: perceivers act without (i.e., passive harm) stereotypically incompetent groups and with (i.e., passive facilitation) stereotypically competent groups. Perceived competence theoretically derives from the inferred efficacy with which the target's goals are enacted (Wojciszke, 2005a,b). The SCM's parallel analysis shows that groups high in status (i.e., having the resources or power to carry out goals) are stereotyped as competent, whereas low-status groups are stereotyped as lacking competence. In contrast to the exigency of warmth information in person perception, the competence or incompetence of the other is less pressing because it is less self- and ingroup-relevant (Wojciszke et al., 1998). Although competence still contributes significantly, albeit less, to the overall variance in global evaluations of others, it contributes significantly less than compared to warmth, and it is chronically less accessible in descriptions of others, leads to weaker and less stable evaluations of others (Wojciszke et al., 1998), and is identified and judged less quickly than warmth more slowly (Hack, Goodwin, & Fiske, 2007; Ybarra et al., 2001).

The rationale that competence is less pressing than warmth might seem to imply that behavioral responses would be simply weaker, not specifically passive. We hypothesized that competence leads to passivity specifically because competence (and its structural cause, status) imply control over desired resources. Those with status and resources attract others who hope to share some of that status, competence, or resource, by proximity or association. Those groups lacking status, competence, and resources will be ignored and neglected because they have nothing to offer. Thus, inferred competence, although still important in perception of others, does not create as immediate a need to react, thus cuing more passive behaviors, which involve acting with (i.e., passive facilitation) or without (i.e., passive harm) others.

Summary. The first hypothesis states that the warmth dimension of stereotypes will predict the valence (i.e., facilitation vs. harm) of active behaviors, and the competence dimension of stereotypes will predict the valence of passive behaviors. Specifically, we predict that warmth stereotypes will elicit active facilitation (e.g., helping) and prevent active harm (e.g., attacking); competence stereotypes will elicit passive facilitation (e.g., associating with) and prevent passive harm (e.g., excluding). Each combination of warmth and competence stereotypes thus relates to a distinct pattern of behavioral tendencies (see Figure 2).

d. Each Emotion Predicts a Unique Pattern of Behaviors

Although both judgments of warmth and competence (cognitions) and emotions affect behaviors, we have suggested, consistent with past work reviewed earlier in this chapter, that emotions more strongly and directly relate to behavior. Assuming that cognitions cue behaviors and emotions activate them (Frijda et al., 1989), we hypothesize that the specific emotion linked to each SCM combination of competence-warmth stereotypes will also predict the hypothesized behavioral tendencies. A distinct emotion links to each combination of high/low competence-warmth stereotypes (Fiske et al., 2002, Study 4); we hypothesize that two emotions will predict each behavioral tendency. These specific links are supported by already reviewed theories that conceptualize discrete emotions as outcomes of social comparisons (e.g., R. Smith, 2000), outcome attributions (e.g., Weiner, 2005), and cognitive appraisals (e.g., Dijker et al., 1996; Mackie et al., 2000). Figure 2 depicts the BIAS map hypotheses.

Pity (low-competence, high-warmth). Pity is also an ambivalent emotion -- comprising both compassion, but also sadness and an implicit sense of superiority over the other -- that results from appraising another's negative outcome as unintentional and uncontrollable (Weiner, 2005). Pity elicits active facilitation and passive harm. Active facilitation includes help-giving

elicited by pity (Weiner, 2005). However, to avoid the sadness and depression pity evokes, people may avoid and psychologically distance themselves from unfortunate others. Thus, pity does not always activate help, but can lead to avoidance and neglect, such as turning off an appeal to aid starving children (Green & Sedikides, 1999; Roseman et al., 1994). Pity implicitly involves condescension (i.e., disrespect) and can therefore lead to dismissive behaviors, such as the patronizing speech and poor medical treatment often afforded to elderly people (e.g., Pasupathi & Lockenhoff, 2002). We hypothesized that pity elicits active facilitation (i.e., actively acting for) and passive harm (i.e., passively acting without).

Envy (high-competence, low-warmth). Envy covets another's superior outcome and comprises feelings of injustice or inferiority (R. Smith et al., 1994). Envy is ambivalent, involving both resentment and respect. We hypothesize that envy cues both passive facilitation under normal conditions and active harm when a society is stressed. Because envy implicitly acknowledges that another group has outdone the ingroup, it cues convenient cooperation that might enable the ingroup to acquire some of the coveted outcome. Envy involves begrudging admiration for the other, an ambivalent type of respect that might produce passive facilitation. However, when societies experience widespread misfortunes and instability, envied groups are likely to be scapegoated because they are perceived to have ability (competence) as well as intent to disrupt society (Glick, 2005; Staub, 1996). Scapegoating can then lead to extremely hostile acts against the envied group, including "ethnic cleansing" and genocide. We hypothesized that envy elicits passive facilitation (i.e., passively acting with) and active harm (actively acting against).

Contempt (low-competence, low-warmth). Contempt and disgust targets those with negative outcomes perceived as onset-controllable (Weiner, 2005) and who are viewed as a drain

on valuable resources. We hypothesize that contempt will cue both active and passive harm. Contempt-related emotions elicit passively harmful actions such as demeaning, condescending behaviors (Brewer & Alexander, 2002); neglect (Weiner, 2005); and distancing, excluding, or rejecting (Roseman et al., 1994; Rozin et al., 1999). Disgust also motivates attempts to remove a noxious stimulus from one's perceptual field, eliciting the desire to forcefully expel or obliterate the stimulus (Plutchik, 1980; Roseman et al., 1994). We hypothesized that contempt elicits both active harm (i.e., actively acting against) and passive harm (i.e., passively acting without).

Admiration (high-competence, high-warmth). Admiration and pride target successful others whose positive outcomes either do not detract from or enhance the self (Tesser & Collins, 1988). We hypothesize that admiration will lead to both active and passive facilitation. Admiration and pride motivate contact (Dijker et al., 1996) and relate to cooperation (Alexander et al., 1999); happiness, a linked emotion, predicts positive approach behaviors (Neuberg & Cottrell, 2002). We hypothesized that admiration elicits active facilitation (i.e., actively acting for) and passive facilitation (passively acting with).

e. Bias Clusters

The SCM and BIAS hypotheses imply coordinated “bias clusters” of specific stereotypes, distinct emotions, and pairs of behavioral tendencies. Further, if the specific hypothesized links are supported, ambivalent bias clusters should emerge: Groups with ambivalent competence-warmth stereotypes (i.e., high on one dimension, low on the other), and ambivalent emotions (i.e., envy, pity) will be targets of ambivalent patterns of intergroup behaviors – one facilitation behavior and one harm behavior. We predict that high-competence/low-warmth stereotypes will link to passive facilitation and active harm, and low-competence/ high-warmth stereotypes will link to active facilitation and passive harm (see Figure 2).

Consistent with the third principle presented earlier – that emotions more strongly and directly predict behaviors – the BIAS map also predicts that the relationship between emotions and behavioral tendencies will be stronger than the relationship between stereotypes and behavioral tendencies, and emotions will mediate the stereotypes→behaviors relationship.

2. Support for Behaviors Hypotheses: Correlational and Experimental

a. Correlational Results

The behavior hypotheses were tested by Cuddy, Fiske, & Glick (2007) using behavior scales developed in a preliminary study with students. Study 1 used a representative national sample, collected via a random-digit dialing telephone survey ($N = 571$, 62% female, average age = 43.5) of English-speaking adults, 18 or older, in the 48 contiguous United States. Data were weighted on gender, age, education, census region, and race/ethnicity to match Census Bureau estimates. The phone survey listed 20 U.S. social groups, chosen from previous studies (Fiske et al., 2002; Fiske et al., 1999; Katz & Braly, 1933), with five groups likely to represent each of the four quadrants of the competence-warmth space.

Each participant rated 4 of the 20 groups (one group randomly chosen from each of the predicted quadrants), using scales that tapped perceptions of: competitiveness and status (social structure), warmth and competence (stereotypes), admiration, contempt, envy, and pity (emotions), and the four types of behaviors – active harm, passive harm, active facilitation, and passive facilitation. All but the behavioral tendencies scales were adapted from previous research, and each scale included the two items with the highest average factor loadings across previous studies (Fiske et al., 2002, 1999). The four behavioral tendencies scales were developed based on data from a preliminary study: attack, fight (active harm); exclude, demean (passive harm); help, protect (active facilitation); and cooperate with, associate with (passive facilitation).

Using 5-point scales (1 = *not at all*; 5 = *extremely*), participants rated how the groups “are perceived [treated] by Americans.” As before, this instruction was intended to assess perceived societal reactions and to reduce participants’ social desirability concerns.

Stereotypes → Behaviors. Results of our national sample survey document four hypothesized patterns of discriminatory behavioral tendencies, based on competence-warmth stereotypes and related emotions. As expected, warmth ratings correlated positively with active facilitation and negatively with active harm. Competence ratings correlated positively with passive facilitation and negatively with passive harm (absolute values ranged from .55 to .77 at the group level of analysis and from .34 to .64 at the individual level of analysis; see Table 4).

We also examined the stereotypes → behaviors hypothesis by comparing behavioral intentions toward groups in the high-warmth vs. low-warmth clusters, and groups in the high-competence vs. low-competence clusters. These, too, supported our predictions (see Table 5). Groups stereotyped as possessing warmth elicited more active facilitation and less active harm than groups stereotyped as lacking warmth. Groups stereotyped as competent elicited more passive facilitation and less passive harm than groups stereotyped as lacking competence.

Emotions → Behaviors. The national phone survey study also supported the hypothesized relationships between specific positive and negative social emotions (admiration, contempt, envy, and pity) and unique patterns of intergroup behavioral intentions. Correlational data strongly supported seven of eight of the specific predicted links. Although the envy to active harm link was significant only at the individual level, but not at the group level, of analysis, subsequent analyses clarified that envy operates via anger to predict behavior (see below). At a minimum, the four combinations of competence-warmth stereotypes formed distinct bias clusters, linking with predicted patterns of emotions and behavioral tendencies, including the

hypothesized ambivalent clusters. Groups stereotyped as high on competence but low on warmth elicited envy and passive facilitation but active harm. Groups stereotyped as low on competence but high on warmth, on the other hand, elicited pity and active facilitation but passive harm.

Consistent with previous research (e.g., Dovidio et al., 1996; Talaska et al., in press), emotions tended to more strongly and directly predict behavioral tendencies than did stereotypes. Following an appraisal → emotion → behavior sequence (e.g., Mackie et al., 2000), for each behavioral tendency, at least one emotion mediated the stereotype → behavior link. However, some emotions took priority over others. Admiration fully mediated the relationship between warmth stereotypes and active facilitation, and partially mediated the relationship between competence stereotypes and passive facilitation. Contempt fully mediated the relationship between warmth and active harm. And pity fully mediated the relationship between competence stereotypes and passive harm.

Only envy did not mediate any relationships of stereotypes to behavioral tendencies, which led us to conduct a second correlational study to better understand its predicted link to active harm (Cuddy, Fiske, & Glick, 2007, Study 4). Intergroup envy may elicit active harm only when a society is under great stress and heightened intergroup competition (Glick, 2002, 2005; Staub, 1996). For example, the Nazis viewed the Jews as powerful, competent manipulators who had engineered Germany's defeat in World War I and the subsequent economic crisis. In Rwanda, the Tutsi, also a high-status minority, were similarly blamed for the nation's economic problems. Active harm (at its most extreme, genocidal attack) can be justified and motivated when an outgroup is viewed as a powerful and competent competitor or exploiter. We therefore hypothesized that anger, which is sometimes elicited by the circumstances just described and which leads to offensive actions toward others (e.g., Mackie et al., 2000), would mediate the link

between envy and active harm. Participants in this study rated a shorter list of groups on the four SCM emotions scales (admiration, contempt, envy, pity) in addition to two new scales measuring anger and fear. As expected, anger fully mediated the link from envy to active harm.

b. Experimental Results: Intergroup and Interpersonal

To test proposed causal links to behaviors, we conducted experiments of both intergroup (Cuddy et al., 2007) and interpersonal (Cuddy, unpublished data) perception and behavioral intentions.

Intergroup. We conducted two experiments that varied the perceived stereotypes and emotions toward a fictitious immigrant group (adapted from Caprariello et al., 2007) and then assessed behavioral intentions (on scales similar to those used in the national phone survey). Both using student samples, one experiment varied warmth and competence stereotypes (Cuddy et al., 2007, Study 2) and the other varied the emotions elicited by the group (Cuddy et al., 2007, Study 3).

The data from the first experiment strongly supported causal links between warmth and competence stereotypes and, respectively, active and passive behavioral tendencies, perfectly replicating the pattern from the phone survey data. Stereotypically warm groups elicited more active facilitation and less active harm than stereotypically cold groups, regardless of stereotypic competence. Stereotypically competent groups elicited more passive facilitation and less passive harm than stereotypically incompetent groups stereotyped as lacking competence, regardless of stereotypic warmth. Table 5 presents results of this experiment alongside results from the phone survey. These results fit the general notion that cognitive appraisals predict action tendencies (Mackie et al., 2000), but tailored to the BIAS map's two-dimensional space.

Findings from the second experiment also clearly supported the hypothesized causal links

between the typical emotion said to be aroused by the group and behavioral tendencies toward that group, also replicating the four different patterns of behavioral tendencies documented in the national phone survey. Active facilitation was higher for admired and pitied groups, compared with envied and hated groups, who elicited higher active harm. Passive facilitation was higher for admired and envied groups, compared with hated and pitied groups, who elicited higher passive harm. Effect sizes for the ambivalent emotions, envy and pity, were smaller than effect sizes for the univalent emotions, admiration and contempt, but all significantly followed the hypothesized patterns.

Interpersonal. In another experiment using a scenario design (Cuddy, 2006), we asked participants to imagine that they were “taking a fairly small (i.e., fewer than 30 students) upper-level course in your major. In this course, 60% of your final grade will be determined by your score on a joint project with another student. The project involves conducting research and writing a 20-25 page report of your findings. You cannot choose your partner; the professor makes the assignments.” The next sentence, which included the warmth and competence manipulations, read “The person assigned to work with you is clearly one of the smartest/least smart and most competent/incompetent students in the class, and/but is also friendly/unfriendly and warm/cold toward other students.” They were then asked to “Try to imagine how your interactions with this person would unfold as you work to finish the project. Please rate how likely it is that you will behave in each of the following ways toward your partner.”

Using a 5-point scale from “not at all likely” to “very likely,” participants made ratings on a series of behaviors, which tapped all four categories of BIAS map behaviors. Active facilitation items were “share notes with partner” and “do more work to help my partner.” Active harm items were “take undue credit for my partner’s work” and “tell my professor (i.e., tattle) if I

don't think my partner is doing his/her share." Passive facilitation items were, "accept my partner's ideas," and "take my partner's ideas seriously." Passive harm items were "avoid meeting with my partner," and "dismiss my partner's ideas."

Replicating the intergroup findings, competence affected the passive, but not the active behaviors. Participants endorsed higher passive facilitation and lower passive harm for competent partners than for incompetent partners. Participants also endorsed higher active facilitation and lower active harm for warm partners than for cold partners.

3. Summary

The BIAS map hypotheses concern how the specific combinations of warmth and competence stereotypes plus the distinct associated emotions give rise to distinctive patterns of behavior toward groups. These findings also appear to generalize to individuals who are characterized on warmth and competence traits. As predicted, two types of groups (those that are uniformly high or uniformly low on both warmth and competence) arouse consistent behavioral tendencies (i.e., both active and passive facilitation or active and passive harm). By contrast, groups that are stereotyped ambivalently arouse conflicting behavioral tendencies, such as the passive facilitation but active harm elicited by envied groups or the active facilitation but passive harm elicited by pitied groups. Research thus far has generally supported the predicted links, as well as the hypothesis that emotions mediate the effects of warmth and competence stereotypes, and therefore exert a stronger and more direct influence on behavior. However, more research is needed on the moderators that determine when ambivalently stereotyped groups elicit facilitative versus harmful behavior. Because envious and pitying prejudices (the ambivalence specified by the SCM approach) entail a more complicated pattern of responses and because they have previously received less attention, the next section focuses more closely on these two types of

bias.

V. Spotlight on Ambivalent Combinations: Warm-Incompetent and Competent-Cold

A unique feature of our work is its focus on ambivalent combinations of warmth and competence judgments – competent and cold, and warm and incompetent. Our research has demonstrated that groups with ambivalent competence-warmth stereotypes elicit both ambivalent emotions (Cuddy et al., in press; Fiske et al., 2002) and ambivalent behavioral responses (Cuddy et al., 2007). We discuss findings concerning both types of ambivalent prejudice, pitying and envious, in greater detail and then apply these insights to interpersonal perception.

A. Pitying Prejudice: Warm but Incompetent

In this section, we focus on a more detailed analysis of the two types of pitying, paternalistic prejudice that have received the most research attention, ageism and sexism toward traditional types of women. Both of these prejudices are prevalent and appear to generalize across cultures (despite past belief that ageist paternalism might be a uniquely Western phenomenon).

1. Older People

Strong evidence suggests that the global category, “elderly people,” falls squarely into the warm and incompetent cluster of stereotyped groups (Cuddy, Norton, & Fiske, 2005; Fiske et al., 1999, 2000; Heckhausen, Dixon, & Baltes, 1989; Hummert, Garstka, O’Brien, Greenwald, & Mellott, 2002; Kite et al., 1991). In the SCM correlational studies (Fiske et al., 1999, 2002), elderly people reliably fell into the warm-incompetent cluster, alongside disabled and retarded people; the group was rated as less competent (see scale items above) than 18 of 24 groups and warmer than 22 of 24 groups (see Figure 1). Competence ratings averaged only 2.63 out of 5

(below the scale mid point), and warmth ratings averaged 3.78 (well above the scale mid point). The two scores differed significantly from each other in all samples. As predicted, participants most endorsed items reflecting paternalistic prejudice (pity and sympathy) and least endorsed emotions reflecting envy (envy and jealousy) toward elderly people.

Other researchers have also found that older people are viewed as possessing far fewer competence than warmth traits. Compared to younger people, older people are rated as warmer and friendlier, but also as less ambitious, less responsible (Andreoletti, Maurice, & Whalen, 2001), and less intellectually competent (Rubin & Brown, 1975). When Kite, Deaux, and Miele (1991) asked people for their perceptions of young and old women and men, they found that age stereotypes trumped gender stereotypes; regardless of gender, older people were rated as more feminine (i.e., warm) and less masculine (i.e., competent) than younger people. People are more likely to attribute memory failures of older adults to intellectual incompetence, whereas memory failures of younger adults are attributed to lack of attention or effort (Erber, Etheart, & Szuchman, 1992; Erber & Prager, 1999; Erber, Prager, Williams, & Caiola, 1996; Erber, Rothberg, Szuchman, & Etheart, 1993). In a study of perceptions of life span development, participants predicted that competence-related traits (independent, industrious, intelligent, productive, self-confident, and smart) were likely to be lost about nine years earlier (age 72.3) than warmth-related traits (affectionate, friendly, good-natured, kind, and trustworthy; age 81.3), a significant difference (Heckhausen et al., 1989). Finally, several studies have uncovered incompetence stereotypes of older people in the workplace; older employees are believed to be less effective than younger employees in various job-related tasks (Avolio & Barrett, 1987; Rosen & Jerdee, 1976a, 1976b; Singer, 1986). These stereotypes persist even though several

studies show that older employees exhibit at least as much, and sometimes more, competence on the job compared to younger employees (for a review, see McCann & Giles, 2002).

There is some reason to believe East Asian collectivistic cultures may be less ageist, given their greater emphasis on filial piety, which is deeply rooted in the Confucian teachings that contributed to the shaping of some East Asian cultures (Sung, 2001). Our own cross-cultural data (reviewed above) repudiate the assumption that Westerners stand alone in their perception of elderly people as sweet and feeble (Cuddy et al., in press). In all of the samples that rated “elderly people” (Belgium, Costa Rica, Hong Kong, Japan, Israel-Jewish and Israel-Arabic samples, South Korea), participants viewed them as significantly more warm than competent. Most interestingly, in our three most collectivistic samples—Hong Kong, Japan, and South Korea—this pattern held up, with (a) elderly warmth ratings being significantly higher than elderly competence in all samples, and (b) elderly warmth scores being significantly higher than the respective overall warmth means and significantly lower than the respective overall competence means. As expected and consistent with the SCM, elderly people were viewed as having low status and as non-competitive.

Pan-cultural ageism has been documented in other lines of research, as well. Harwood and colleagues (1996) surveyed participants in six nations, asking people to identify traits they associate with elderly people. Factor analysis uncovered two main dimensions—personal vitality (competence) and benevolence (warmth). Across samples, elderly people were rated as significantly higher on benevolence than on personal vitality. Moreover, the authors were surprised to find that East Asian participants, specifically Hong Kong residents, reported generally negative evaluations of elderly people. In other cross-cultural investigations, participants in China (Tien-Hyatt, 1986-1987), Japan (Koyano, 1989), Taiwan (Tien-Hyatt,

1986-1987), and Thailand (Sharps, Price Sharps, & Hanson, 1998) reported even more negative attitudes about older people's incompetence than their American counterparts. In short, there is mounting evidence that ageism is pan-cultural.

Moreover, the elderly stereotype seems to be somewhat intractable. One study manipulated the competence of an elderly man, then had participants rate the target on warmth and competence (Cuddy, Norton, & Fiske, 2005). Strikingly, positive competence information did not affect competence ratings, although it did decrease the elderly target's perceived warmth. Apparently, the negative aspect of the elderly stereotype (incompetence) resists change, whereas the positive aspect (warmth) is more malleable. Unfortunately, it was the elderly target who behaved more incompetently who also gained in warmth. Thus an incompetent elderly target was rewarded on his group's positive stereotype (warm) for behaving consistently with his group's negative stereotype (competent). This suggests that when members of ambivalently stereotyped groups behaviorally confirm their negative stereotype (e.g., incompetence), they may inadvertently enhance their positive stereotype (e.g., warmth). This finding resembles the rewards accorded to women by sexists: When the women behave incompetently, they are accorded paternalistic benevolent sexism, being valued on warmth dimensions, but when they behave competently, they receive hostile sexism, being devalued on warmth dimensions (Glick & Fiske, 1996, 2001; Glick, Diebold, Bailey-Werner, & Zhu, 1997).

2. Traditional Women

Like the elderly, some women (our second case study in this section), namely those who are assimilated into traditional gender stereotypes, are subjected to paternalism. Eagly and her colleagues (Eagly & Mladinic, 1994; Eagly, Mladinic, & Otto, 1994) established that, contrary to the assumption that subordinate groups receive negative stereotypes, women are stereotyped

more positively than men. This has been termed “women are wonderful” effect and occurs because women are seen as so communal and warm that these characteristics overcome the advantage men have on stereotypes of agency or competence (also positively valued traits). Thus, traditional images of women place them squarely into the paternalized, pitying category in the SCM’s warmth x competence space.

Ambivalent sexism theory (Glick & Fiske, 1996, 2001) posits that women are paternalized because they traditionally have lower status and power, yet men are intimately interdependent on women (as mothers, wives, and romantic objects). In other words, women traditionally fit the SCM category of a lower status, but cooperative group, fostering paternalistic sexist attitudes. This subjectively positive aspect of ambivalence toward women, benevolent sexism (BS), is measured by such items as “Women should be cherished and protected by men” (Glick & Fiske, 1996). Consistent with its paternalistic flavor, BS is associated with subjectively positive stereotypes of women, a finding that holds true in samples from a variety of nations (Glick et al., 2004).

At the same time, women are not a homogeneous group and some women are viewed as competitors to men, particularly in the light of social changes such as the feminist movement and women’s influx into the paid work force. Thus, BS (or paternalism) toward traditional women is accompanied by hostile sexism (HS) toward nontraditional subgroups of women such as feminists and career women. Contemporary HS represents an envious prejudice toward women who are viewed as competitors with “unfair advantages” (e.g., one HS item complains that “When women lose to men in a fair competition, they typically complain about being discriminated against” and another that women unfairly seek “special favors, such as hiring policies that favor them over men, under the guise of asking for ‘equality’”). Because HS and BS

are directed toward different subgroups of women, these ideologies are psychologically compatible. That is, it is not psychologically inconsistent to have envious hostility toward feminists and career women, but paternalistic benevolence toward traditional types such as homemakers (Glick et al., 1997; see also Haddock & Zanna, 1994; MacDonald & Zanna, 1998). Thus, different types of women inhabit different quadrants of the SCM space, with career women typically being viewed as competent but not warm, whereas homemakers are usually characterized as warm but not competent (Fiske et al., 2002; though for an anomalous finding, see Cuddy et al., 2007²). Consistent with Jackman's (1994) view of paternalism as a form of social control using an "iron hand in a velvet glove," BS provides incentives for women to remain in their cooperative, lower-status traditional roles, whereas HS deters them from becoming competitors seeking higher status roles.

Thus, despite its positive tenor, the affection BS accords women is contingent on women remaining "in their place" and is itself a potent force for reinforcing gender inequality. Cross-cultural research using the ASI (Glick et al., 2000, 2004) has shown that nations in which people more strongly endorse BS exhibit less structural gender equality, as assessed by national-level indicators such as the percentage of women in powerful positions in government (e.g., as representatives in parliaments) and business (e.g., as managers). Although this evidence is correlational, experimental studies show a specific way in which BS can act to reinforce gender inequality – by undermining women's resistance to it. Jost and Kay (2005) found that women who were merely exposed to items from the BS scale showed increased scores on a measure of system-justification. Compared to women in a control condition and those who were exposed only to HS items, women who saw BS items viewed society as fairer. Collective action to address inequality does not occur unless people feel they are being treated unfairly (e.g.,

Ellemers, 2001). Jost and Kay's findings dovetail with research showing that women's BS scores are especially strongly correlated (more so than men's BS scores) with endorsement of other traditional gender ideologies, a finding that appears consistently across cultures (Glick et al., 2004). In other words, when women accept BS it is likely that they will also accept their traditional position in society. The soft bigotry of paternalism may be particularly effective because it offers women a subjectively positive (as opposed to hostile) attitude toward their group as a justification for gender inequality. BS also links to women's romantic fantasies, keeping their agentic ambitions in check (Rudman & Heppen, 2003).

Although we have noted that HS tends to be directed toward nontraditional and BS toward traditional types of women, the distinctions between these types of women often break down in contemporary society. In particular, many career women are also mothers. As a result, whether women elicit paternalistic or hostile treatment may depend on which subcategory is salient. It may seem on the surface that being paternalized is less damaging than being treated with hostility, but paternalistic discrimination creates important negative effects. For example, when working women become mothers, activating a traditional role, they lose perceived competence and gain perceived warmth (Cuddy, Fiske, & Glick, 2004). In a study of perceptions of management consultants, people expressed less interest in hiring, promoting, and further training a working mother as compared to a childless female worker. But perhaps most importantly, and as might be expected in a work context, only perceived competence predicted positive behavioral intentions regarding hiring, promotion, and education. Consistent with the BIAS map, such discrimination reflects passive (though severely damaging) harm; the boost in working mothers' perceived warmth did not help them professionally, whereas their apparent

loss in perceived competence hurt them. Like the elderly, women who are assimilated into traditional gender stereotypes are subjected to paternalism.

Other research demonstrates how women in work contexts receive both active facilitation, in the form of lavish praise for accomplishments, combined with passive harm, in the form of failure to assign important tasks or leadership roles (Vescio, Gervais, Snyder & Hoover, 2005). This paternalistic combination is particularly frustrating as the praise sets up expectations for tangible rewards that are not forthcoming. Of course, praise is cheap, but tangible rewards lead to higher status and power. Thus, although paternalistic treatment of women may come with a smile, it harms women professionally, illustrating an important domain in which paternalism continues to work against equality.

3. Summary

Paternalism's subjective positivity only masks and renders more effective the subtle ways by which it undermines equality. We have focused here on paternalistic treatment of the elderly and women, but other groups face paternalism as well. Most prominently in prior SCM work, the disabled also appear in the warm but not competent quadrant, a group that deserves further study. Further, Jackman (1994) argues that there are strong elements of paternalism in the treatment of African-Americans and in prejudice toward people of low socioeconomic status. Paternalistic treatment's combination of active facilitation (e.g., being praised for accomplishing easy deeds) and passive harm (e.g., failure to give tangible rewards) is merely a recipe for placating subordinated groups while denying them any rise in status.

B. Envious Prejudice: Competent but Cold

The other ambivalent category addresses groups perceived to be competent but not warm, usually directed toward "model minorities" or powerful groups that are viewed as competitors.

Here we focus on envious prejudice toward Asian Americans and on anti-Semitism. We also consider how, in extreme cases, envious prejudices can motivate the most extreme forms of discrimination, “ethnic cleansing” and genocide.

1. Asians and Asian Americans

In the SCM surveys, Asians appear in the respected-but-disliked envious prejudice cluster, stereotyped as high competence but low warmth. Over time, Euro-Americans’ stereotypes have characterized Asians as intelligent but unsociable: In the classic Katz and Braly (1933) stereotyping study, Japanese were seen as intelligent, industrious, progressive, and shrewd (i.e., competent) but shy and quiet (unsociable); Chinese were sly (implying competence) but conservative, tradition loving, superstitious, and loyal to family (implying deficient mainstream sociability). The combination of positive and negative stereotypes regarding competence and sociability was an early sign that the Asian outgroup can be perceived relatively favorably on, at most, only one dimension. Similar stereotyping trends held during following decades, with Chinese and Japanese Americans being viewed as competent (intelligent, industrious) yet lacking in sociability with the dominant group (loyal to family, quiet, shy) (Gilbert, 1951; Karlins, Coffman, & Walters, 1969; Maykovich, 1972). Most recently, in a replication of the Princeton Katz-Braly paradigm (Leslie, Constantine, & Fiske, 2007), both Chinese and Japanese were seen as especially intelligent, industrious, and scientifically minded (highly competent) but also loyal to family ties and reserved (still not sociable with dominant group). Compared to Whites, Asians also have been categorized as more self-disciplined and traditional (again, relatively competent) but as less popular, sexually loose, and materialistic (again, relatively unsociable) (Jackson, Hodge, Gerard, Ingram, Ervin, & Sheppard, 1996). Thus,

Asian American stereotypes over time demonstrate that the dominant group tends to characterize Asians along the lines of competence and unsociability.

The model-minority stereotype is the most contemporary view of Asian Americans; it emphasizes their perceived competence by portraying them as diligent and successful in their economic and educational endeavors. In accord with the SCM, the popular stereotype, although seemingly positive, actually carries mixed feelings of simultaneous respect and resentment. Asians may be judged favorably on competence because the White ingroup praises and promotes competence. However, given the tendency for positive attributes to be appreciated as assets only when they reflect well on oneself and the ingroup (Hurr & Kim, 1989), the Asian outgroup's presumed competence could instead engender group threat and competition (see Insko & Schopler, 1998, for a review of assumed intergroup competition). Prejudiced Whites are most likely to interpret the favorable competence characteristics as competitive with the ingroup and the mainstream and therefore subjectively unfavorable. Thus, we can expect racially biased perceivers to consider Asians as excessively and unfairly high in competence. Mixed feelings about the perceived competence of Asian Americans emerges specifically within the context of positive attributes being regarded as negative when the outgroup is believed to possess them.

In a series of studies, Maddux et al., (in press) examined the role of realistic threat in explaining how it is that people who hold "positive" stereotypes (i.e., competence) about Asian Americans often harbor negative attitudes and emotions toward them. In the first study, in a realistic threat context, attitudes and emotions toward an anonymous group described by only positive, model-minority attributes were significantly more negative than when the group was described using other positive attributes. A second study demonstrated that realistic threat significantly mediated the relationship between a) the endorsement of the both the positive and

negative stereotypes of Asian Americans, and b) subsequent negative attitudes and emotions toward them. Two additional studies conceptually replicated this effect in experimental situations involving interactions with Asian Americans.

The representation of Asians as highly competent hard workers does not allow room for corresponding levels of sociability. Consequently, the model-minority image reinforces stereotypes of Asian Americans lacking interpersonal skills and not often interacting with others. The low levels of sociability identified with Asians also supports tendencies toward outgroup derogation of Asians. That is, one function of viewing them as competent yet unsociable is to justify a system whereby competence is rewarded but some competent groups are rejected on other grounds, such as lacking sociability (Glick & Fiske, 2001b; Jost, Burgess, & Mosso, 2001).

Asians being stereotyped as competent yet unsociable makes them potential racial targets of a prejudice tinged with envy and discomfort. Anti-Asian American prejudice thus exemplifies envious prejudice, the type directed against outgroups viewed as competent but not warm, according to the SCM. We maintain that the possibility of competitive, threatening relationships between Whites and Asians underlies the tendency to disparage, fear, and discriminate against them.

Based on these theoretical assumptions, Lin et al. (2005) conducted six studies to demonstrate the viability of a mixed Asian stereotype in which low sociability justifies hostility toward high competence. Excessive competence and deficient sociability factors underlie the Scale of Anti-Asian American Stereotypes (SAAAS), designed to show this envious mixed prejudice. Study 1 began with 131 racial attitude items, using an exploratory factor analysis to examine the factor structure of the SAAAS items and winnowed the SAAAS to 25 items for Studies 2 and 3, which tested 684 respondents on the focused version. Study 2 included a

confirmatory factor analysis to confirm the factor structure of the SAAAS obtained in Study 1. Study 3 replicated the results from the Study 2 confirmatory factor analysis in another sample (cross-validation). Study 4 tested the scale's validity by examining whether extreme scores could predict everyday social behaviors toward Asian Americans. Study 5 replicated Study 4 at another campus, examining the whole spectrum of scores and separating the impact of each hypothesized subscale, sociability and competence. Altogether, Studies 4 and 5 tested the final 25-item SAAAS on 222 respondents at three campuses. Scores predicted outgroup friendships, cultural experiences, and (over)estimated campus presence. Study 6 explored whether perceived lack of sociability or perceived excessive competence underlies anti-Asian discrimination in an actual encounter. It showed that allegedly low sociability, rather than excessively high competence, drives rejection of Asian Americans, consistent with the functions of the SCM and with system justification theory (Jost & Banaji, 1994). Overall, the SAAAS demonstrates mixed, envious anti-Asian American prejudice, contrasting with more-often-studied contemptuous racial prejudices (i.e., against Blacks).

2. Jews

Anti-Semitism has taken the form of an envious prejudice for almost two thousand years. Early Christians needed to differentiate themselves from Judaism, the more established religion from which Christianity sprang, as well as to explain why more Jews did not accept Jesus as the messiah. In other words, Judaism initially had greater status and was an ideological competitor, creating the conditions that generate envious prejudice. This prejudice made its way into the New Testament, including the accusations that the Jews were ultimately responsible for killing Jesus, not the Romans who were in charge, tried him, and administered a uniquely Roman form of execution, crucifixion (Sandmel, 1978). Anti-Semitism became deeply engrained in

Christendom and beliefs that the Jews were in league with the devil attributed both evil intentions and supernatural powers (i.e., extraordinary competencies) to the Jews. For instance, the Jews were blamed for having engineered the Black Plague and medieval Christians forced Jews to wear special badges to identify themselves long before the Nazis resurrected this idea (Rubenstein, 1966). The Christian prohibition against money lending, a role left to Jews, created fertile grounds for later secular anti-Semitism. “Middle-man” minorities are viewed as competent but cold competitors who profit off of the misfortunes of others who need to use their services (Zenner, 1987). Medieval European pogroms and expulsions alternated with periods of tolerating the Jews as a kind of necessary evil given their middle-man role in the economy. This pattern fits the BIAS map’s notion that envied groups elicit passive facilitation when the envied minority is viewed as serving a function, but also active attack when a society is under stress.

By locating the roots of the “problem” with the Jews in biology and “racial essence” rather than a theology that believed Jews could be saved through spiritual conversion, the Nazis defined the Jews as unalterable and implacable enemies of the German people. Although the Nazis biologized anti-Semitism, the envious nature of this prejudice remained unaltered. The Nazis believed that a powerful international Jewish conspiracy of industrialists and financiers (including German Jews) had caused Germany to lose WW I and the economy to collapse, in order to profit from Germany’s misery. Their propaganda consistently exaggerated the power of Jews to shape world events and complained about the Jews’ over- representation in high status professions in Germany, such as in the media, academia, medicine, and law, which would otherwise have been occupied by Aryans. According to archival analyses, the Fascists characterized the Jews in similar ways, also fitting the SCM’s competent but cold cluster

(Volpato, Durante, & Fiske, 2007). When a competent but cold group is viewed as an intractable enemy that is ruining society, active attack is the likely result.

In particular, Glick (2002, 2005) has suggested that when a society experiences difficult life conditions (Staub, 1996), groups perceived as competent competitors (i.e., envied groups) are most likely to be scapegoated. This occurs because shared social miseries impel people to construct explanations for, as well as possible solutions to, these problems. At base, this is an adaptive tendency – successful societies must band together to diagnose and solve shared problems. However, widespread social problems usually have complex origins, so even experts cannot agree (e.g., not all economists are likely to agree on the causes of a collapsed economy). Blaming disliked human groups for social problems can be psychologically compelling because it locates the source of the problem and suggests a solution: the elimination of the enemy group. Although this alone is not a new insight, classic theories of scapegoating (see Allport, 1954) failed to understand which groups are at greatest risk of being blamed and why.

An ideological model of scapegoating (Glick, 2002, 2005) posits that scapegoating is not a mere venting of frustration, but rather mediated by shared attributions that gain traction because they offer a culturally plausible explanation for societal problems. But not just any group is perceived as capable of causing such problems, which require not just bad intentions but competence and power. Thus, although the Nazis generally wanted to eliminate other “inferior races,” they were particularly obsessed with the Jews, whom they perceived as especially powerful both inside and outside of Germany. The Nazi euthanasia program aimed at eliminating the physically and mentally ill sparked public outrage in Germany, causing the Nazis to halt it (Friedlander, 1995). Although the Nazis saw the ill as parasitical, the general public could not stomach the idea of killing low-status innocents (i.e., people viewed as warm, though

incompetent). By contrast, the idea that the Jews – a powerful minority that had, for centuries, been seen first as demonic and later as economic exploiters – were enemies of Germany who had to be eliminated was accepted by many and protested by few. Thus, contrary to the older idea that any weak and vulnerable group is likely to be scapegoated, Glick's ideological theory proposes that relatively successful minorities, who have long been stereotyped as powerful, as well as ill-intentioned, are at the greatest risk for being blamed.

Other historical cases of genocidal attacks seem generally to fit this mold (for a review, see Glick, 2002.) In Turkey, the Armenians had a very similar profile, in terms of the positions they occupied, as the Jews did in Germany. During the collapse of the Ottoman Empire, they too were characterized as a powerful enemy within the society and, consequently, slaughtered. In Cambodia, Pol Pot and his henchmen targeted intellectuals and professionals (i.e., people of high status) to be slain in the killing fields. In Rwanda in the 1990s, the Tutsi, also a high-status minority, were blamed for their nation's economic and social problems. Anti-Tutsi propaganda during this time bore a striking resemblance to "Jewish conspiracy" tracts, such as the *Protocols of the Elders of Zion*. Indeed, conspiracy theories about the outgroups' nefarious machinations against the ingroup may be the hallmark of envious prejudice. Such beliefs invariably ascribe heightened power and influence (i.e., competence) to the targeted outgroup.

In short, the BIAS map helps to explain why envied groups are often tolerated but later attacked. Because they are viewed as skilled, they are also seen as useful during more stable times, but they are extremely vulnerable to blame under social and economic instability. Thus, although pre-Nazi Germany was generally considered less anti-Semitic than many other European nations, the underlying stereotype of Jews as competent and conspiratorial competitors provided ripe conditions for later scapegoating. Ironically, the prior climate in which Jews were

able to be relatively successful may have provided greater perceived credibility among Germans for the Nazis' claims that the Jews were positioned to "stab Germany in the back." The dynamics of envious prejudice demand further study because this type of prejudice may help to understand the most extreme forms of intergroup hostility, genocidal attack.

3. Summary

Two envied outgroups present similar profiles: Viewed as excessively competent, they allegedly control resources that the mainstream wants. And they are not socially integrated with the mainstream, so they are easy to exclude. Both Asian Americans and German Jews, as well as other high-status entrepreneurial outsiders, are viewed with a mixture of envy for their accomplishments and status, along with anger for their allegedly not sharing cooperatively with the ingroup and its reference groups. Such groups elicit a "volatile ambivalence" (Harris, Fiske, & Cikara, in press) that obliges association and convenient cooperation when society is stable but sets the stage for attack and even mass killing under extreme social breakdown.

VI. Current and Future Directions and Summary

This section reviews new directions for research suggested by the SCM and BIAS map, which would appear to have a variety of implications for both intergroup and interpersonal perception and interaction that have yet to be plumbed, then provides a brief chapter summary.

A. Current and Future Directions

1. Intergroup Attributions

Earlier, we examined attributional *antecedents*, when we applied attributions about people's responsibility for their social positions (e.g., whether their low status or stigma was "chosen"), to understanding the emotions and behaviors groups tend to elicit. In this section, we

consider the attributional *consequences* of membership in groups that occupy different parts of the SCM space. How does the actor's group membership affect the causal inferences perceivers make about the actor's behavior? More specifically, when are perceivers likely to view a person's actions as reflecting underlying dispositions versus excuse away their behavior as, for example, being due to the situation or luck? Prior work has generally assumed that attributions about behavior are less favorable toward outgroup members than ingroup members. For instance, women's (but not men's) successes are attributed to luck and their failures to dispositions (Swim & Sanna, 1996) and ethnic minorities' (but not ingroups') prosocial behavior is viewed as disingenuous but their antisocial behavior as dispositional (Hewstone & Ward, 1985). Pettigrew (1979) was confident enough about the generality of this pattern to refer to it as the "ultimate attribution error" (UAE). The UAE assumes a motivational bias, essentially an extension of the self-serving attribution bias (Arkin, Cooper, & Kolditz, 1980) to intergroup attribution, such that positive behavior by or outcomes for "us" are viewed as reflecting dispositions and skills, whereas negative behaviors by or outcomes for "us" are excused away. Conversely, the UAE assumes a negative attributional pattern toward outgroups such that negative behavior by or outcomes for "them" are viewed as reflecting harmful dispositions or a persistent lack of skills, whereas positive behaviors by or outcomes for "them" are excused away.

Based on the SCM, Glick, Thomas, Vescio, and Fiske (in progress) have theorized that the attributional biases toward members of different groups should not uniformly follow the predictions of the UAE, but rather a more complex pattern governed by the match between the actor's behavior and stereotypes about that actor's group, labeled here as the Stereotype-Confirming Attribution Bias (SCAB). In other words, rather than a simple motivational bias (ingroup is wholly "good," and outgroup wholly "bad"), the specific content of group stereotypes

is likely to create confirmatory cognitive biases that guide attributions about group members' behaviors. Glick et al. argue that, regardless of their valence (i.e., whether positive or negative), when behaviors or outcomes match stereotypical expectations, perceivers are likely to make dispositional attributions. By contrast, behaviors and outcomes that are stereotype-inconsistent should be excused away (e.g., as a fluke, situationally caused, etc.).

In some cases, the SCAB makes similar predictions to the UAE. For instance, a paternalized group member's success is likely to be attributed to luck or an envied group member's prosocial behavior to ulterior motives (not prosocial intentions). But consider what the UAE would predict for attributions about a paternalized group member's prosocial behavior or an envied group member's achievement behavior. If, for example, the elderly are an "outgroup," then the UAE would predict that *neither* an elderly person's prosocial actions (e.g., hugging someone) nor achievements (e.g., acing a difficult math test) would be seen as dispositional. The UAE would make the same exact predictions for other outgroups, such that members of envied groups (e.g., Asians and Jews) would elicit the same negative attributional pattern for those behaviors.

By contrast, the SCAB predicts that the elderly person's stereotypically consistent prosocial behavior would be seen as dispositional, but his or her stereotype-inconsistent achievements would not be. In other words, an elderly person's hug would be viewed as being due to a warm disposition, but the same person's stellar test performance would be seen as a fluke (not a reflection of underlying competence). By contrast, the SCAB predicts the opposite for envied groups – an Asian person's prosocial behavior might be viewed as situationally caused or as manipulative (rather than reflecting a warm disposition), but perceivers are likely to assume that an Asian who aced the math test did so because he or she is smart (i.e.,

dispositionally competent). In short, the SCAB suggests that the UAE's predictions will not hold for ambivalently stereotyped groups, but rather that a uniformly positive attribution pattern occurs only for groups that are positively stereotyped on both competence and warmth (admired groups, which are often ingroups) and that a uniformly negative attribution pattern holds only for groups subjected to contemptuous stereotypes that cast them as both incompetent and cold. The SCAB also points out the importance of distinguishing between behavioral domains related to each stereotype dimension. Warmth stereotypes should drive attributions about *social* behavior, whereas competence stereotypes should drive attributions about *achievement* behaviors.

To test the SCAB's predictions, Glick et al. (in progress) have thus far conducted two experiments. In the first, participants viewed pretested SCM-space pictures of individuals that were each paired with a behavior the individual allegedly had performed (e.g., an elderly person who "ignored a friend who said hello"). For each person-behavior pair presented on the computer screen, participants indicated the degree to which they thought behavior reflected a "trait" (defined as "a stable and long-lasting personal characteristic").

The 64 pictured individuals consisted of eight individuals from each of eight groups. The groups were selected based on prior research to represent the four SCM competence x warmth quadrants, with two groups from each quadrant (Americans and students for competent and warm; rich and professionals for competent but cold; elderly and disabled for warm but incompetent; homeless and drug addicts for incompetent and cold). Because the participants were American college students, the admired groups were also ingroups. Sixty-four behaviors were randomly paired with each picture. The behaviors were either from the social or of achievement domain and either positive (prosocial or a success) or negative (antisocial or a

failure). Both the pictures and the behaviors were extensively pretested to ensure that they fit the intended categories.

The behaviors participants viewed as dispositional indeed depended on the actor's group membership. For the univalent groups, where the UAE and SCAB make similar predictions, results supported both theories. The behaviors of admired group members (whether Americans or students) were seen as more dispositional if positive and less dispositional if negative, across both the social and achievement domains. Conversely, for the groups subjected to contempt (whether homeless or drug addicts), behaviors were seen as more dispositional if negative and less dispositional if positive, across both the social and achievement domains.

However, for ambivalently stereotyped groups, those for which the theories make incompatible predictions, results supported the SCAB and revealed the shortcomings of the UAE. For envied group members (whether rich or professionals), achievement-related behaviors were viewed as more dispositional if successful (e.g., "solved an important puzzle") and as less dispositional if unsuccessful (e.g., "did a poor job on a work project"). Indeed, this "positive" attributional pattern in the achievement domain was stronger for the envied groups than for the admired ingroups (Americans, students), a finding that directly contradicts the UAE. When it came to the social domain, however, envied groups were subjected to a negative attributional bias: Relative to the admired groups, their prosocial behaviors were viewed as less dispositional, and their antisocial behaviors were viewed as more dispositional.

Also consistent with the SCAB, and problematic for the UAE, was a positive attributional bias toward paternalized groups (whether elderly or disabled) for social behaviors. Paternalized group members' prosocial behaviors were viewed as more dispositional, and antisocial behaviors as less dispositional. Further, this bias was again stronger than the bias applied to the admired

ingroup members. On the other hand, paternalized group members' successful achievements were dismissed as less dispositional and their failures as more dispositional, relative to the admired ingroups.

In sum, the first study supported the SCAB over the UAE. It also revealed evidence of compensatory stereotyping (Kay & Jost, 2003) of groups that receive ambivalent prejudices. The attributions implied that, relative to admired ingroups, perceivers view envied group members as hyper-competent (even if cold) and paternalized group members as especially warm (even if incompetent). Consistent with work by Harris and Fiske (2006), only groups in the contempt cell of the SCM were treated in a consistently and extremely negative way. These were the only groups that received an absolute negative attributional pattern, not only in the sense that attributional biases disfavored them on both social and achievement dimensions, but also in that negative behaviors by these groups were viewed as significantly more dispositional than positive behaviors. Even though envied and paternalized groups were each attributionally disfavored on one dimension *relative to admired ingroups*, in neither case was the bias so stark that negative behaviors by these groups were viewed as more dispositional than positive behaviors.

A second study used a different method that corrected for potential weaknesses in the first study's use of pictures of group members. Because it is difficult to find smiling pictures of homeless people and drug addicts, effects in the first study might have been influenced by facial expressions or other confounds in the pictures. In the second study, participants read a set of four behaviors said to have been performed by an individual. Each set included two social and two achievement behaviors. Within each domain, the valence of the behaviors was the same. Between trials, however, all combinations of positive and negative behaviors in the two domains were represented. The behaviors were those used in the prior study. Following each set of four

behaviors participants rated “How likely is it that these behaviors were done by...” with the remainder of the sentence filled in on a random basis with the name of one of the groups used in the first study (e.g., “...a homeless person”). This method therefore involved the use of group labels, not pictures.

Again, except for the cases where predictions were similar, results supported the SCAB and not the UAE. The behavioral set that paired positive achievement with positive social behaviors was viewed as the most likely behaviors for admired ingroup members to have performed, whereas the combination of negative achievement and negative social behaviors was viewed as least likely for members of admired groups. The opposite was true for the groups subject to contempt. Again, it is for the ambivalently stereotyped groups that predictions differ for the UAE and SCAB. Consistent with the SCAB, for envied groups the set of acts combining positive achievement with negative social behaviors was viewed as most likely, and the set combining negative achievement with positive social behaviors was rated as least likely to be done by envied groups. The opposite happened for the paternalized groups, for whom the set combining negative achievement with positive social behaviors was viewed as most likely and the set combining positive achievement with negative social behaviors was rated as least likely.

In sum, past intergroup attribution research has been blinkered by the assumption of a straightforward antipathy toward outgroups. The SCM suggests a new way of thinking about how stereotype-behavior consistency (versus inconsistency) drives attributions about individual group members' behaviors. The SCAB approach also suggests the need to distinguish between social and achievement behaviors (corresponding, respectively, to warmth and competence stereotypes) to understand the complexities of intergroup biases in attributions. These ideas actually hark back to the earliest days of attribution theory with Heider's (1958) notions that

perceivers seek to puzzle out an actor's intentions and abilities to determine whether to make dispositional attributions. A Heiderian analysis dovetails nicely with the SCM's contention that warmth and competence are fundamental dimensions precisely because they address others' perceived intentions (Heider's "try") and capabilities (Heider's "can").

Of course, behaviors can combine both social and achievement elements, such as organizing a complex charity drive (on the positive side), or pulling off a complex fraud to steal others' money (on the negative side). In these cases, perceived warmth and competence should interact to affect attributions. Heider (1958) also anticipated such situations when he noted how "task difficulty" affects attributions. A behavior that has social implications (i.e., helps or harms others) but is difficult to pull off (i.e., can also be seen as involving achievement) should be viewed as beyond the capabilities of incompetent groups, even if they might have the intention to accomplish it.

Continuing this line of research, we plan to explore how these biases affect group-level attributions or what Tajfel (1981) called "social attribution." This refers to attributions about actions of the group as a whole, not just how group categories affect how individual members are perceived. The difference can be illustrated by contrasting such inferences as "Of course she won the case, she's a smart Jew" (individual) versus "Of course they caused the economic downturn, that's what the Jews are capable of and interested in doing" (social). The latter type of attribution is central to Glick's (2002, 2005) ideological model of scapegoating (discussed earlier). Only envied groups should be viewed as likely to have the desire and ability to cause large-scale events that harm others (while putatively enriching themselves).

2. Neural Signatures for SCM Space?

Another future direction also operates at the individual level, but emphasizing even more internal processes within the perceiver. Because we argue that the SCM represents fundamental dimensions of social perception, namely, the other's intent and capacity to enact it, the social brain should be implicated in these canonical forms of perception. As noted earlier, people judge warmth and trustworthiness in a fraction of a second (Hack, Goodwin, & Fiske, 2007; Willis & Todorov, 2006; Ybarra et al., 2001). The amygdala, a brain region implicated in vigilance, correlates with judged trustworthiness in face perception (Todorov, Gobbini, Evans, & Haxby, 2007). People with damaged amygdala cannot reliably judge trustworthiness (Adolphs, Tranel, & Damasio, 1998). Vigilance puts the perceiver on alert, guarding against interpersonal threat.

People also judge the competence of faces fairly quickly (with measurable consequences, for example, for voting, Todorov et al., 2005). Because of the strong link between perceived status and competence, one would predict that high-status, high-competence untrustworthy competitors (i.e., envied groups) would also activate the amygdala's vigilance system, and they do (Harris, Fiske, & Cikara, in press).

Such findings related to the two underlying dimensions of the SCM suggest some potential neural signatures for distinct quadrants. So far, Harris, Fiske, and colleagues have studied two quadrants, the envied high-competence/low-warmth outgroups, and the disgusting, low-low outgroups. In a typical neuro-imaging test of the SCM, 60 pretested photographs from each quadrant of the space appear on a screen in the scanner; participants view the photos and either report which SCM emotion they elicit, or merely passively view the photos (it makes no difference to the results).

The study of envied outgroups (pictured as rich people and professionals) compared them to groups in the other three quadrants (elderly or disabled, homeless or drug addicts, Americans or students). Envied groups especially activated the amygdala, as noted, suggesting special vigilance. In addition, they activated the medial prefrontal cortex (mPFC), a brain area reliably associated with dispositional inferences and thinking about other people's minds ("mentalizing"). This fits the idea that people watch high-status, high-power others because they control resources, and that people make dispositional inferences about them, in an effort to predict their behavior (Fiske, 1993).

The mPFC has a crucial role in social cognition (Amodio & Frith, 2006; Mitchell, Banaji, & Macrae, 2005). For example, it activates uniquely to the exact pattern of consensus, consistency, and distinctiveness information about behavior that elicits a dispositional inference (Harris, Todorov & Fiske, 2005). Objects viewed behaving according to the same patterns do not activate the mPFC (Harris & Fiske, in press). The idea that the brain has a special sensitivity to social information should gladden the hearts of social psychologists. But the news is not all good.

The low-low outgroups, the most negative with the SCM, alone among all the other quadrants, fail to activate the mPFC significantly above baseline (Harris & Fiske, 2006). Instead, the homeless people and drug addicts activate the insula, an area implicated in disgust and arousal. These neural patterns fit the dehumanization of extreme outgroups in the SCM space. Indeed, in the SCM surveys, homeless people are rated so negatively on both warmth and competence that often they are three standard deviations out from the mean of the rest of the groups and have to be removed from the cluster analysis so that they do not distort it. This extreme form of prejudice is perhaps reflected in the neuro-imaging data. Of course,

representation in the brain does not mean such prejudice is hard-wired and inevitable; social context affects neural responses, naturally. When perceivers imagine what to feed the homeless and drug-addicted, the mPFC comes back on line (Harris & Fiske, 2007).

Ongoing research elaborates on responses to the envied groups and examines reactions to pitied groups, to understand the ambivalent mixtures entailed. Although these neuro-imaging results do not by themselves establish unique emotional reactions to distinct clusters of outgroups, they do, along with the survey and experimental results already reported, provide a form of converging evidence less open to social desirability biases.

3. Warmth and Competence in Self Perception

If the dimensions of warmth and competence are fundamental in judging other people and other groups, perhaps they are fundamental to judging even oneself. According to Abele and Wojciszke (in press), the main distinction between these dimensions concerns profitability for self (agency) or for others (communion). By this logic, agency is more desirable for self, and communion is more desirable for others. Their research supports this and further that outcome dependency increases importance of another person's agency.

Moreover, people can be differentiated according the degree to which their sense of self-worth (i.e., global self esteem) derives from appraisals of the self as competent or as warm (Mandisodza, Chaiken, & Fiske, 2005). Self-esteem for some individuals is more highly related to appraisals of competence, whereas for others they suggest that it is more highly related to appraisals of warmth. Given this, Mandisodza et al. suggested that there should be some generality of the importance of these two dimensions from self-appraisals to the appraisals of other individuals and groups. The more important competence differences are in the appraisal of self, the more important they should be in appraisals of other targets, be they groups or

individuals. And reciprocally, the more important warmth is in the appraisal of self, the more important it should be in appraisals of other targets.

To explore this hypothesis, they asked subjects to complete a self-esteem scale which yielded the two dimensions of self-evaluation: competence appraisals and warmth appraisals (Tafarodi & Ho, 2006). From this, they computed a difference for each participant (competence self-evaluation minus warmth self-evaluation). Additionally, they asked participants to judge eight target groups and four target individuals on dimensions of competence, warmth, and overall evaluation. They then collapsed across the targets and showed that global evaluations of targets are more highly related to appraisals of their competence for people with higher self-appraisals on competence than on warmth, whereas for those whose self-appraisal is higher on warmth than competence, warmth judgments of targets are more highly related to overall evaluations of those targets than are competence judgments.

People's preferred meta-self-perceptions—how they prefer to be viewed by others on warmth and competence—also appear to relate to other-perceptions—how they view the others on warmth and competence (Cuddy & Hazlett, 2007). In two cross-cultural studies (conducted in S. Korea and the U.S.), participants reported how they would prefer to be judged – as warm or as competent – by a variety of others (e.g., family, co-workers, other nations), and also judged those same others on warmth and competence. Results revealed a pan-cultural tendency to match preferences for how the self should be perceived to how the other is perceived. That is, participants in both cultures generally wanted to be judged as warm by others whom they judged as warm, and as competent by others whom they judged as competent. However, also as hypothesized, this relationship was moderated by core cultural values, such that people in the more interdependent culture, S. Korea, perceived ingroup members (e.g., family) as warm, but

preferred to be seen by them as competent, perhaps in the service of being a valuable group member. People in the more independent culture, the U.S., did not reveal a special pattern for ingroup members, perceiving them as warm and preferring to be seen by them as warm. The findings suggest that people's preferences to be judged by others as warm versus competent relate to their judgments of the relevant other as warm versus competent, and that core cultural values (i.e., independent or interdependent) moderate this relationship. This research continues.

B. Summary

Synthesizing two models of intergroup bias, SCM and BIAS map, with research in interpersonal perception, we have argued that considerable empirical evidence identifies warmth and competence as universal dimensions of social judgment, across stimuli, cultures, and time. Evaluations of both individuals and groups on these dimensions follow from social structural relationships. Interdependence predicts perceived warmth, and status predicts perceived competence. Each combination of high and low evaluations on these dimensions has distinct emotional and behavioral consequences. This fact especially matters to group-based prejudices. Group stereotypes most often appear high on one dimension and low on the other; the ensuing ambivalent affect and volatile behavior endanger constructive intergroup relations. Targets perceived as warm and competent elicit uniformly positive emotions (admiration) and behavior (help, association). Lacking both warmth and competence elicits uniform negativity: disgust, neglect, and attack. But targets classified as high on one dimension and low on the other elicit volatile, ambivalent reactions. High warmth, but low competence yields pity and patronizing help or neglect. Low warmth, but high competence evokes envy and strategic association or, under threat, attack. Future work focuses on attribution, neuroscience, and self-perception.

References

- Abele, A.E. (2003). The dynamics of masculine-agentic and feminine-communal traits: Findings from a prospective study. *Journal of Personality and Social Psychology, 85*, 768-776
- Abele, A. E., & Wojciszke, B. (in press). Agency and communion from the perspective of self vs. others. *Journal of Personality and Social Psychology*.
- Abelson, R. P., Kinder, D. R., Peters, M. D., & Fiske, S. T. (1982). Affective and semantic components in political person perception. *Journal of Personality and Social Psychology, 42*, 619-630.
- Adolphs, R., Tranel, D., & Damasio, A. R. (1998). The human amygdala in social judgment. *Nature, 393*, 470-474.
- Ajzen, I. (2001). Nature and operation of attitudes. *Annual Review of Psychology, 52*, 27-58.
- Alexander, M. G., Brewer, M. B., & Hermann, R. K. (1999). Images and affect: A functional analysis of out-group stereotypes. *Journal of Personality and Social Psychology, 77*, 78-93.
- Alexander, M. G., Brewer, M. B., & Livingston, R. W. (2005). Putting stereotype content in context: Image theory and interethnic stereotypes. *Personality and Social Psychology Bulletin, 31*, 781-794.
- Allport, G.W. (1954). *The Nature of Prejudice*. Reading, MA: Addison-Wesley.
- Altermatt, T. W., DeWall, C. N., & Leskinen, E. (2003). Agency and virtue: Dimensions of female stereotypes. *Sex Roles, 49*, 631-641.
- Andreoletti, C., Maurice, J. K., & Whalen, H. (2001). Gender, race, and age: Compound stereotypes across the lifespan. Poster presented at the Second Annual Meeting of the Society for Personality and Social Psychology, February, 2001, San Antonio, TX.

- Amodio, D. M., & Frith, C. D. (2006). Meeting of minds: The medial frontal cortex and social cognition. *Nature Review Neuroscience*, 7, 268-277.
- Arkin, R. M., Cooper, H. M., & Kolditz, T. A. (1980). A statistical review of the literature concerning the self-serving attribution bias in interpersonal influence situations. *Journal of Personality*, 48, 435-448.
- Asch, S. E. (1946). Forming impressions of personality. *Journal of Abnormal and Social Psychology*, 41, 258-290.
- Avolio, B. J., & Barrett, G. J. (1987). Effects of age stereotyping in a simulated interview. *Psychology and Aging*, 2, 56-63.
- Ayduk, O., May, D., Downey, G., & Higgins, E. T. (2003). Tactical differences in coping with rejection sensitivity: The role of prevention pride. *Personality and Social Psychology Bulletin*, 29, 435-448.
- Bakan, D. (1956). *The duality of human existence: An essay on psychology and religion*. Oxford, England: Rand McNally.
- Bales, R.F. (1950) A set of categories for the analysis of small group interaction. *American Sociological Review*, 15, 257-263.
- Bales, R.F., ed (1999). *Social interaction systems: Theory and measurement*. Transaction Press.
- Barnett, M.A., Quackenbush, S.W., & Pierce, S.K. (1997). Perception of and reactions to the homeless: A survey of fourth-grade, high school, and college students in a small Midwestern community. *Journal of Social Distress and the Homeless*, 6, 238-302.
- Batson, C. D. (1998). Altruism and prosocial behavior. In D. T. Gilbert, S. T. Fiske, & G. Lindzey (Eds.), *Handbook of social psychology* (4th ed., Vol. 2, pp. 282-316). Boston: McGraw-Hill.

- Bradac, J. J. (1990). Language attitudes and impression formation. In H. Giles & W. P. Robinson (Eds.), *Handbook of language and social psychology* (pp. 387–412). New York: Wiley.
- Brewer, M. B., & Alexander, M. G. (2002). Intergroup emotions and images. In D. M. Mackie & E. R. Smith (Eds.), *From prejudice to intergroup emotions: Differentiated reactions to social groups* (pp. 209-225). New York: Psychology Press.
- Buss, A. H. (1961). *The psychology of aggression*. New York: Wiley.
- Buss, D. M. (1981). Sex differences in the evaluation and performance of dominant acts. *Journal of Personality and Social Psychology*, *40*, 147-154.
- Cacioppo, J.T., Gardner, W.L., & Berntson, G.G. (1997). Beyond bipolar conceptualizations and measures: The case of attitudes and evaluative space. *Personality and Social Psychology Review*, *1*, 3-25.
- Cadinu, M. R., & Cerchioni, M. (2001). Compensatory biases after intergroup threat : ‘Yeah, but we have a good personality.’ *European Journal of Social Psychology*, *31*, 353-367.
- Capozza, D., Trifiletti, E., Pasin, A., & Durante, F. (2007). EPA and warmth-competence dimensions: Are the two universals redundant? Unpublished manuscript, Universita di Padova.
- Caprariello, P., Cuddy, A. J. C., & Fiske, S. T. (2007). Beliefs about social structure cause variations in stereotypes, prejudice, and discrimination: A test of the Stereotype Content Model. Manuscript submitted for publication.
- Carlson, R. (1971). Sex differences in ego functioning: Exploratory studies of agency and communion. *Journal of Consulting and Clinical Psychology*, *37*, 267-277.
- Casciaro, T., & Sousa Lobo, M. (2005). Competent jerks, lovable fools, and the formation of social networks. *Harvard Business Review*, *83* (6), 92-99.

- Chemers, M.M.. (1997). *An integrative theory of leadership*, Lawrence Erlbaum Associates.
- Chemers, M.M. (2001). Leadership effectiveness: An integrative review. In M.A. Hogg & R.S. Tindale (Eds.), *Blackwell handbook of social psychology: Group processes* (pp. 376–399). Oxford: Blackwell.
- Cialdini, R. B., et al. (1976). Basking in reflected glory : Three (football) field studies. *Journal of Personality and Social Psychology*, *34*, 366-375.
- Clausell, E., & Fiske, S. T. (2005). When do the parts add up to the whole? Ambivalent stereotype content for gay male subgroups. *Social Cognition*, *23*, 157-176.
- Cottrell, C. A., & Neuberg, S. L. (2005). Different emotional reactions to different groups: A sociofunctional threat-based approach to "prejudice." *Journal of Personality and Social Psychology*. *88*, 770-789.
- Crick, N. R., & Grotpeter, J. K. (1995). Relational aggression, gender, and social-psychological adjustment. *Child Development*, *66*, 710-722.
- Cuddy, A. J. C., & Abele, A. (Eds.) (in press). Universal dimensions of social perception: Warmth and competence. Special issue of *European Journal of Social Psychology*.
- Cuddy, A. J. C., & Fiske, S. T. (2002). Doddering, but dear: Process, content, and function in stereotyping of older persons. In T. D. Nelson (Ed.), *Ageism* (pp. 3-26). Cambridge, MA: MIT Press.
- Cuddy, A. J. C., Fiske, S. T., & Glick, P. (2007). The BIAS Map: Behaviors from intergroup affect and stereotypes. *Journal of Personality and Social Psychology*, *92*, 631-648.
- Cuddy, A. J. C., Fiske, S. T., & Glick, P. (2004). When professionals become mothers, warmth doesn't cut the ice. *Journal of Social Issues*, *60*, 701-718.

- Cuddy, A. J. C., Fiske, S. T., Kwan, V. S. Y., Glick, P., Demoulin, S., Leyens, J-Ph., Bond, M. H., Croizet, J-C., Ellemers, N., Sleebos, E., Htun, T. T., Yamamoto, M., Kim, H-J., Maio, G., Perry, J., Petkova, K., Todorov, V., Rodríguez-Bailón, R., Morales, E., Moya, M., Palacios, M., Smith, V., Perez, R., Vala, J., & Ziegler, R. (in press). Is the stereotype content model culture-bound? A cross-cultural comparison reveals systematic similarities and differences. *British Journal of Social Psychology*.
- Cuddy, A. J. C., & Frantz, C. M. (2007). Legitimizing status inequalities: The effect of race on motherhood discrimination. Manuscript submitted for publication.
- Cuddy, A. J. C., & Hazlett, A. (2007). How culture moderates the relationship between meta-self and other judgments of warmth and competence. Manuscript submitted for publication.
- Cuddy, A. J. C., Norton, M. I., & Fiske, S. T. (2005). This old stereotype: The pervasiveness and persistence of the elderly stereotype. *Journal of Social Issues*, *61*, 265-283.
- Cuddy, A. J. C. (2006). Interpersonal behavioral outcomes of perceived competence and warmth. Unpublished data.
- Deaux, K., Winton, W., Crowley, M., & Lewis, L. L. (1985). Level of categorization and content of gender stereotypes. *Social Cognition*, *3*, 145–167.
- Devos, T., Silver, L. A., Mackie, D. M., & Smith, E. R. (2002). Experiencing intergroup emotions. In D. M. Mackie & E. R. Smith (Eds.), *From prejudice to intergroup emotions: Differentiated reactions to social groups* (pp. 111-134). New York: Psychology Press.
- Diekmann, A. B., & Eagly, A. H. (2000). Stereotypes as dynamic constructs: Women and men of the past, present, and future. *Personality and Social Psychology Bulletin*, *26*, 1171–1188.
- Dijker, A. J. (1987). Emotional reactions to ethnic minorities. *European Journal of Social Psychology*, *17*, 305–325.

- Dijker, A.J., Kok, G., & Koomen, W. (1996). Emotional Reactions to People with AIDS. *Journal of Applied Social Psychology, 26*, 731-738.
- Dijker, A. J., Koomen, W., van den Heuvel, H., & Frijda, N. H. (1996). Perceived antecedents of emotional reactions in inter-ethnic relations. *British Journal of Social Psychology, 35*, 313-329.
- Dovidio, J. F., Brigham, J. C., Johnson, B. T., & Gaertner, S. L. (1996). Stereotyping, prejudice, and discrimination: Another look. In C. N. Macrae, C. Stangor, & M. Hewstone (Eds.), *Stereotypes and stereotyping* (pp. 276-319). New York: Guilford.
- Dovidio, J. F., Esses, V. M., Beach, K. R., & Gaertner, S. L. (2002). The role of affect in determining intergroup behavior: The case of willingness to engage in intergroup contact. In D. M. Mackie & E. R. Smith (Eds.), *From prejudice to intergroup emotions: Differentiated reactions to social groups* (pp. 153–171). New York: Psychology Press.
- Eagly, A. H. (1987). *Sex differences in social behavior: A social-role interpretation*. Hillsdale, NJ: Erlbaum.
- Eagly, A. H., Johannesen-Schmidt, M. C., & van Engen, M. L. (2003). Transformational, transactional, and laissez-faire leadership styles: A meta-analysis comparing women and men. *Psychological Bulletin, 129*, 569-591.
- Eagly, A. H., & Mladinic, A. (1994). Are people prejudiced against women? Some answers from research on attitudes, gender stereotypes, and judgments of competence. In W. Stroebe & M. Hewstone (Eds.), *European Review of Social Psychology* (Vol. 5, pp. 1-35). New York: Wiley.
- Eagly, A. H., & Mladinic, A. (1989). Gender stereotypes and attitudes toward women and men. *Personality and Social Psychology Bulletin, 15*, 543–558.

- Eagly, A. H., Mladinic, A., & Otto, S. (1994). Cognitive and affective bases of attitudes toward social groups and social policies. *Journal of Experimental Social Psychology, 30*, 113–137.
- Eagly, A. H., & Steffen, V. J. (1984). Gender stereotypes stem from the distribution of women and men into social roles. *Journal of Personality and Social Psychology, 46*, 735-754.
- Eagly, A. H., Wood, W., & Diekmann, A. H. (2000). Social role theory of sex differences and similarities: A current appraisal. In T. Eckes & H. M. Trautner (Eds.), *The developmental social psychology of gender* (pp. 123–174). Mahwah, NJ: Erlbaum.
- Eckes, T. (2002). Paternalistic and envious gender stereotypes: Testing predictions from the stereotype content model. *Sex Roles, 47*, 99-114.
- Ellemers, N. (2001). Social identity, commitment and work behavior. In M. A. Hogg and D. J. Terry (eds), *Social Identity Processes in Organizational Contexts*. Hove, Sussex: Psychology Press.
- Ellemers, N., Van Rijswijk, W., Roefs, M., & Simons, C. (1997). Bias in intergroup perceptions: Balancing group identity with social reality. *Personality and Social Psychology Bulletin, 23*, 186-198.
- Erber, J. T., Ethert, M. E., & Szuchman, L. T. (1992). Age and forgetfulness: Perceivers' impressions of targets' capability. *Psychology and Aging, 7*, 479-483.
- Erber J. T., Prager I. C. (1999). Age and memory: Perceptions of forgetful young and older adults. In T. M .Hess & F. Blanchard-Fields (Eds.), *Social cognition and aging* 198-221. Academic, San Diego, CA.

- Erber, J. T., Prager, I. G., Williams, M., & Caiola, M. A. (1996). Age and forgetfulness: Confidence in ability and attribution for memory failures. *Psychology and Aging, 11*, 310–315.
- Erber, J. T., Rothberg, S. T., Szuchman, L. T., & Etheart, M. E. (1993). How physicians appraise everyday memory failures of patients across the adult life span. *Experimental Aging Research, 19*, 195–207.
- Esses, V. M., & Dovidio, J. F. (2002). The role of emotions in determining willingness to engage in intergroup contact. *Personality and Social Psychology Bulletin, 28*, 1202-1214.
- Esses, V. M., Dovidio, J. F., Jackson, L. M. & Armstrong, T. L. (2001). The immigration dilemma: The role of perceived group competition, ethnic prejudice, and national identity. *Journal of Social Issues, 57*, 389-412.
- Esses, V. M., Haddock, G., & Zanna, M. P. (1993). Values, stereotypes, and emotions as determinants of intergroup attitudes. In D. M. Mackie & D. L. Hamilton (Eds.), *Affect, cognition, and stereotyping: Interactive processes in group perception* (pp. 137-166). San Diego, CA: Academic Press.
- Fiske, S.T. (1980) Attention and weight in person perception: The impact of negative and extreme behavior. *Journal of Personality and Social Psychology, 38*, 889-906
- Fiske, S. T. (1992). Thinking is for doing: Portraits of social cognition from Daguerreotype to laserphoto. *Journal of Personality and Social Psychology, 63*, 877–889.
- Fiske, S. T. (1993). Controlling other people: The impact of power on stereotyping. *American Psychologist, 48*, 621-628.

- Fiske, S. T., & Cuddy, A. J. C. (2006). Stereotype content across cultures as a function of group status. In S. Guimond (Ed.), *Social comparison processes and levels of analysis*. New York: Cambridge University Press.
- Fiske, S. T., Cuddy, A. J., & Glick, P. (2002). Emotions up and down: Intergroup emotions result from perceived status and competition. In D. M. Mackie & E. R. Smith (Eds.). *From prejudice to intergroup emotions: Differentiated reactions to social groups* (pp. 247-264). Philadelphia, PA: Psychology Press.
- Fiske, S.T., Cuddy, A. J. C., Glick, P. (2007). Universal dimensions of social cognition: warmth and competence. *Trends in Cognitive Sciences*,
- Fiske, S. T., Cuddy, A. J. C., Glick, P., & Xu, J. (2002). A model of (often mixed) stereotype content: Competence and warmth respectively follow from perceived status and competition. *Journal of Personality and Social Psychology*, 82, 878-902.
- Fiske, S. T. and Ruscher, J. B. (1993) Negative interdependence and prejudice: Whence the affect? In *Affect, cognition, and stereotyping: Interactive processes in group perception* (Mackie, D.M. and Hamilton, D.L. eds.), pp. 239-268, Academic Press.
- Fiske, S. T., Xu, J., Cuddy, A. C., & Glick, P. (1999). (Dis)respecting versus (dis)liking: Status and interdependence predict ambivalent stereotypes of competence and warmth. *Journal of Social Issues*, 55, 473-491.
- Friedlander, H. (1995). *The origins of Nazi genocide: From euthanasia to the Final Solution*. Chapel Hill, NC: University of North Carolina Press.
- Frijda, N. H. (1986). *The Emotions*. New York: Cambridge University Press.
- Frijda, N. H., Kuipers, P., & ter Schure, E. (1989). Relations among emotion, appraisal, and emotional action readiness. *Journal of Personality and Social Psychology*, 57, 212-228.

- Geen, R. (1998). Aggression and antisocial behavior. In D. Gilbert, S. Fiske, & G. Lindzey (Eds.), *Handbook of social psychology* (4th ed., Vol. 2, pp. 317-356). Boston: McGraw-Hill.
- Gilbert, D. T., & Malone, P. S. (1995). The correspondence bias. *Psychological Bulletin*, *117*, 21–38.
- Gilbert, G. M. (1951). Stereotype persistence and change among college students. *Journal of Abnormal and Social Psychology*, *46*, 245-254.
- Glick, P. (2002). Sacrificial lambs dressed in wolves' clothing: Envious prejudice, ideology, and the scapegoating of Jews. In L. S. Newman & R. Erber (Eds.) *Understanding genocide: The social psychology of the Holocaust*. (pp. 113-142). London: Oxford University Press.
- Glick, P. (2005). Choice of scapegoats. In J. F. Dovidio, P. Glick, & L. Rudman (Eds.), *Reflecting on the nature of prejudice*. (pp. 244-261). Malden, MA: Blackwell Press.
- Glick, P., Diebold, J., Bailey-Werner, B., & Zhu, L. (1997). The two faces of Adam: Ambivalent sexism and polarized attitudes towards women. *Personality and Social Psychology Bulletin*, *23*, 1323–1334.
- Glick, P. & Fiske, S.T. (2001a). Ambivalent sexism. In M.P. Zanna (Ed.), *Advances in experimental social psychology* (Vol. 33, pp 115-188). Thousand Oaks, CA: Academic Press.
- Glick, P., & Fiske, S. T. (2001b). Ambivalent stereotypes as legitimizing ideologies: Differentiating paternalistic and envious prejudice. In J. T. Jost & B. Major (Eds.) *The psychology of legitimacy: Ideology, justice, and intergroup relations* (pp. 278-306). New York: Cambridge University Press
- Glick, P., & Fiske, S.T. (1996). The Ambivalent Sexism Inventory: Differentiating hostile and benevolent sexism. *Journal of Personality and Social Psychology*, *70*, 491-512.

- Glick, P., & Fiske, S. T. (1999). Sexism and other “isms”: Interdependence, status, and the ambivalent content of stereotypes. In W. B. Swann, Jr., L. A. Gilbert, & J. Langlois (Eds.), *Sexism and stereotypes in modern society: The gender science of Janet Taylor Spence* (pp. 193-221). Washington, DC: American Psychological Association.
- Glick, P., Lameiras, M., Fiske, S. T., Eckes, T., Masser, B., Volpato, C., & Manganelli, A. M. et al., (2004). Men are bad but bold (and women are wonderful but weak): Hostile as well as Benevolent Attitudes toward Men Predict Gender Inequality in 16 Nations. *Journal of Personality and Social Psychology*, *86*, 713-728.
- Glick, P., Thomas, Vescio, T. K., & Fiske, S. T. (in progress). The stereotype confirming attribution bias.
- Green, J. D., & Sedikides, C. (1999). Affect and self-focused attention revisited: The role of affect orientation. *Personality and Social Psychology Bulletin*, *25*, 104-119.
- Hack, T. E., Goodwin, S. A., & Fiske, S. T. (2007). The primacy of warmth in social evaluations. Unpublished manuscript, Purdue University.
- Haddock, G., & Zanna, M. P. (1994). Preferring “housewives” to “feminists”: Categorization and the favorability of attitudes toward women. *Psychology of Women Quarterly*, *18*, 25–52.
- Hamilton, D. L., & Sherman, S. J. (1996). Perceiving persons and groups. *Psychological Review*, *103*, 336–355.
- Hamilton, D. L., Zanna, M. P. (1974). Context effects in impression formation: Changes in connotative meaning. *Journal of Personality and Social Psychology*, *29*, 649-654.
- Harris, L.T., & Fiske, S.T. (2006). Dehumanizing the lowest of the low: Neuro-imaging responses to extreme outgroups. *Psychological Science*, *17*, 847-853.

- Harris, L. T., & Fiske, S. T. (2007). Social groups that elicit disgust are differentially processed in mPFC. *Social Cognitive and Affective Neuroscience*, 2, 45-51.
- Harris, L. T., Fiske, S. T., & Cikara, M. (in press). Envy, as predicted by the stereotype content model: A volatile ambivalence. In R. Smith (Ed.), *Envy: Theory and research*. New York: Oxford.
- Harris, L. T., Todorov, A., Fiske, S. T. (2005). Attributions on the brain: Neuro-imaging dispositional inferences, beyond theory of mind. *NeuroImage*, 28, 763-769.
- Harwood, J., Giles, H., Ota, H., Pierson, H. D., Gallois, C., Ng, S. H., Lim, T. S. & Somera, L. (1996). College students' trait ratings of three age groups around the Pacific Rim, *Journal of Cross-Cultural Gerontology*, 11, 307-317.
- Heckhausen, J., Dixon, R. A., & Baltes, P. B. (1989). Gains and losses in development throughout adulthood as perceived by different adult age groups. *Developmental Psychology*, 25, 109-121.
- Heider, F. (1958). *The psychology of interpersonal relations*. Oxford, England: Wiley.
- Heine, S.J., Lehman, D.R., Markus, H.R., & Kitayama, S. (1999). Is there a universal need for positive self-regard? *Psychological Review*, 106, 766-794.
- Hewstone, M., & Ward, C. (1985). Ethnocentrism and causal attribution in Southeast Asia. *Personality and Social Psychology Bulletin*, 48, 614-623
- Hoffman, C., & Hurst, N. (1990). Gender stereotypes: Perception or rationalization? *Journal of Personality and Social Psychology*, 58, 197-208.
- Hofstede, G. (1980) *Culture's Consequences: International Differences in Work-Related Values*. Beverly Hills, CA: Sage.
- Hong, Y. Y., Levy, S. R., & Chiu, C. Y. (2001). The contribution of the lay theories approach to

- the study of groups. *Personality and Social Psychology Review*, 5, 98-106.
- Hui, C.H., & Triandis, H.C. (1985). Measurement in cross-cultural psychology: A review and comparison of strategies. *Journal of Cross Cultural Psychology*, 16, 131-152.
- Hummert, M. L., Garstka, T. A., O'Brien, L. T., Greenwald, A. G., & Mellott, D. S. (2002). Using the implicit association test to measure age differences in implicit social cognitions. *Psychology and Aging*, 17, 482-495.
- Hurh W. M., & Kim, K. C. (1989). The “success” image of Asian Americans: Its validity, and its practical and theoretical implications. *Ethnic and Racial Studies*, 12, 512–538.
- Insko, C. A., & Schopler, J. (1998). Differential distrust of groups and individuals. In C. Sedikides, J. Schopler, & C. A. Insko (Eds.), *Intergroup cognition and intergroup behavior* (pp. 75-107). Mahwah, NJ: Lawrence Erlbaum.
- Izard, C. E. (1991). *The psychology of emotions*. New York: Plenum.
- Izard, C. E., Libero, D. Z., Putnam, P., & Haynes, O. M. (1993). Stability of emotion experiences and their relations to traits of personality. *Journal of Personality and Social Psychology*, 64, 847-860.
- Jackman, M. R. (1994). *The velvet glove: Paternalism and conflict in gender, class, and race relations*. Berkeley: University of California Press.
- Jackson, L. A., Hodge, C. N., Gerard, D. A., Ingram, J. M., Ervin, K. S., & Sheppard, L. A. (1996). Cognition, affect, and behavior in the prediction of group attitudes. *Personality and Social Psychology Bulletin*, 22, 306-316.
- Jamieson, D. W., Lydon, J. E., & Zanna, M. P. (1987). Attitude and activity preference similarity: Differential bases of interpersonal attraction for low and high self-monitors. *Journal of Personality and Social Psychology*, 53 (6), 1052-1060.

- Jones, E. E. (1979). The rocky road from acts to dispositions. *American Psychologist*, *34*, 107-117.
- Jost, J. T., & Banaji, M. R. (1994). The role of stereotyping in system justification and the production of false consciousness. *British Journal of Social Psychology*, *22*, 1-27.
- Jost, J. T., Burgess, D., & Mosso, C. O. (2001). Conflicts of legitimation among self, group, and system: The integrative potential of system justification theory. In J. Jost & B. Major (Eds.), *The psychology of legitimacy* (pp. 363-390). Cambridge, England: Cambridge University Press.
- Judd, C. M., Hawkins, L. J., & Yzerbyt, V., Kashima, Y. (2005). Fundamental dimensions of social judgment: Understanding the relations between judgments of competence and warmth. *Journal of Personality and Social Psychology*, *89*, 899-913.
- Karlins, M., Coffman, T. L., & Walters, G. (1969). On the fading of social stereotypes: Studies in three generations of college students. *Journal of Personality and Social Psychology*, *13*, 1-16.
- Kashima, Y., Siegel, M., Tanaka, K., & Kashima, E. S. (1992). Do people believe behaviors are consistent with attitudes? Towards a cultural psychology of attribution processes. *British Journal of Social Psychology*, *31*, 111-114.
- Katz, D., & Braly, K. (1933). Racial stereotypes of one hundred college students. *Journal of Abnormal and Social Psychology*, *28*, 280-290.
- Katz, I., & Hass, R. G. (1986). Racial ambivalence and value conflict: Correlational and priming studies of dual cognitive structures. *Journal of Personality and Social Psychology*, *55*, 893-905.

- Kay, A. C., & Jost, J. T. (2003). Complementary justice: Effects of "poor but happy" and "poor but honest" stereotype exemplars on system justification and implicit activation of the justice motive. *Journal of Personality and Social Psychology, 85*, 823–837.
- Kerr, N. (2002). When is a minority a minority? Active versus passive minority advocacy and social influence. *European Journal of Social Psychology, 32*, 471-483.
- Kinder, D.R., Peters, M.D., Abelson, R.P., & Fiske, S.T. (1980). Presidential prototypes. *Political Behavior, 2*, 315-37.
- Kinder, D.R., & Sears, D.O. (1981). Prejudice and politics: Symbolic racism versus racial threats to the good life. *Journal of Personality and Social Psychology, 40*, 414-431.
- Kinder, D.R., & Sears, D.O. (1985). Public opinion and political action. In G. Lindzey & E. Aronson (Eds.) *Handbook of social psychology* (3rd ed. Vol. 2, pp. 659–741). New York: Random House.
- Kitano, H. H. L., & Sue, S. (1973). The model minorities. *Journal of Social Issues, 29*, 1–9.
- Kitayama, S., Markus, H.R., Matsumoto, H., & Norasakkunkit, V. (1997). Individual and collective processes in the construction of the self: Self-enhancement in the United States and self-criticism in Japan. *Journal of Personality and Social Psychology, 72*, 1245-1267.
- Kite, M., Deaux, K., & Miele, M. (1991). Stereotypes of young and old: Does age outweigh gender? *Psychology and Aging, 6*, 19-27.
- Koyano, W. (1989). Japanese attitudes toward the elderly: A review of research findings, *Journal of Cross-Cultural Gerontology 4*: 335–345.

- Kubicka-Daab, J. (1989). Positivity and negativity effects in impression formation: Differences in processing information about ability and morality dispositions. *Polish Psychological Bulletin, 20*, 295–307.
- Lazarus, R. S., & Folkman, S. (1984). *Stress, appraisal, and coping*. New York: Springer.
- Lee, T. L., & Fiske, S. T. (2006). Not an outgroup, but not yet an ingroup: Immigrants in the stereotype content model. *International Journal of Intercultural Relations, 30*, 751-768.
- Lerner, M. J., & Miller, D. T. (1978). Just world research and the attribution process: Looking back and ahead. *Psychological Bulletin, 85*, 1030–1051.
- Leslie, L. M., Constantine, V. S., & Fiske, S. T. (2007). Fourth in the Princeton quartet's analyses of ethnic and national stereotypes: Private ambivalence moderates modern stereotype content 70 years later. Manuscript submitted for publication.
- Lin, M. H., Kwan, V. S. Y., Cheung, A., & Fiske, S. T. (2005). Stereotype content model explains prejudice for an envied outgroup: Scale of Anti-Asian American Stereotypes. *Personality and Social Psychology Bulletin, 31*, 34-47.
- Linssen, H., & Hagendoorn, L. (1994). Social and geographical factors in the explanation of the content of European nationality stereotypes. *British Journal of Social Psychology, 33*, 165–182.
- Lydon, J. E., Jamieson, D. W., & Zanna, M. P. (1988). Interpersonal similarity and the social and intellectual dimensions of first impressions. *Social Cognition, 6* (4), 269-286.
- MacDonald, T. K., & Zanna, M. P. (1998). Cross-dimensional ambivalence toward social groups: Can ambivalence affect intentions to hire feminists? *Personality and Social Psychology Bulletin, 24*, 427-441.

- Mackie, D. M., Devos, T., & Smith, E. R. (2000). Intergroup emotions: Explaining offensive action tendencies in an intergroup context. *Journal of Personality and Social Psychology*, 79, 602-616.
- Mackie, D. M., & Smith, E. R. (1998b). Intergroup relations: Insights from a theoretically integrative approach. *Psychological Review*, 105, 499-529.
- Maddux, W.W., Galinsky, A.D., Cuddy, A.J.C. & Polifroni, M. (in press). When being a model minority is good...and bad: Realistic threat explains negativity toward Asian Americans. *Personality and Social Psychology Bulletin*.
- Mandisodza, A. N., Fiske, S. T., & Chaiken, S. (2007). Warmth and competence link intra- and interpersonal evaluations. Manuscript submitted for publication.
- Markus, H.R., & Kitayama, S. (1991). Culture and the self: Implications for cognition, emotion, and motivation. *Psychological Review*, 98, 224-253.
- Massey, D. S. (2007). *Categorically unequal: The American stratification system*. New York: Russell Sage.
- Maykovich, M. (1972). Reciprocity in racial stereotypes: White, Black, and Yellow. *American Journal of Sociology*, 77, 876-897.
- McAdams, D. P., Healy, S., & Krause, S. (1984). Social motives and patterns of friendship. *Journal of Personality and Social Psychology*, 47, 828-838.
- McCann, R.M. & Giles, H. (2002). Ageism and the workplace: A communication perspective. In T.D. Nelson (ed.), *Ageism* (pp. 163-199). Cambridge, MA: MIT Press.
- Mikula, G., Scherer, K. R., & Athenstaedt, U. (1998). The role of injustice in the elicitation of differential emotional reactions. *Personality and Social Psychology Bulletin*, 24, 769-783.

- Mitchell, J. P., Banaji, M. R., & Macrae, C. N. (2005). General and specific contributions of the medial prefrontal cortex to knowledge about mental states. *NeuroImage*, *28*, 757-762.
- Mummendey, A., & Wenzel, (1999). Social discrimination and tolerance in intergroup relations: Reactions to intergroup differences. *Personality and Social Psychology Review*, *3*, 158-175.
- Neuberg, S. L., & Cottrell, C. A. (2002). Intergroup emotions: A sociofunctional approach. In D. Mackie & E. R. Smith (Eds.), *From prejudice to intergroup emotions: Differentiated reactions to social groups*. New York: Psychology Press.
- Oldmeadow, J., & Fiske, S. T. (in press). Ideology moderates status = competence stereotypes: Roles for belief in a just world and social dominance orientation. *European Journal of Social Psychology*.
- Osgood, C., Suci, & Tannenbaum, P. (1957). *The measurement of meaning*. Urbana IL: University of Illinois Press.
- Panksepp, J. (2000). The neurodynamics of emotions: An evolutionary-neurodevelopmental view. In M. D. Lewis & I. Granic (Eds.), *Emotion, development, and self-organization: Dynamic systems approaches to emotional development* (pp. 236–264). New York: Cambridge University Press.
- Parrott, W.G., & Smith, R.H. (1993). Distinguishing the experiences of envy and jealousy. *Journal of Personality and Social Psychology*, *64*, 906-920.
- Pasupathi, M. & Lockenhoff, C. E. (2002). Ageist behavior. In T. Nelson (Ed.), *Ageism: Stereotyping and prejudice against older persons* (pp. 201-246). Cambridge: MIT Press.
- Peeters, G. (1983). Relational and informational pattern in social cognition. In W. Doise & S. Moscovici (Eds.) *Current issues in European social psychology* (pp. 201-237).

Cambridge: Cambridge University Press.

- Peeters, G. (1992). Evaluative meanings of adjectives in vitro and in context: Some theoretical implications and practical consequences of positive-negative asymmetry and behavioral-adaptive concepts of evaluation. *Psychologica Belgica*, *XXXII-2*, 211-231.
- Peeters, G. (1993). *Self-other anchored evaluations of national stereotypes*. Unpublished manuscript, Catholic University of Leuven, Leuven, Belgium.
- Peeters, G. (1995). What's negative about hatred and positive about love? On negation in cognition, affect, and behavior. In H. C. M. de Swart, & L. J. M. Bergman, (Eds.) *Perspectives on negation* (pp. 123-133). Tilburg University Press.
- Peeters, G. (2002). From good and bad to can and must: Subjective necessity of acts associated with positively and negatively valued stimuli. *European Journal of Social Psychology*, *32*, 125-136.
- Pettigrew, T. F. (1979). The Ultimate Attribution Error: Extending Allport's Cognitive Analysis of Prejudice. *Personality and social Psychology Bulletin*, *5 (4)*, 461-476.
- Phalet, K., & Poppe, E. (1997). Competence and morality dimensions in national and ethnic stereotypes: A study in six eastern-European countries. *European Journal of Social Psychology*, *27*, 703-723.
- Plutchik, R. (1980). *Emotion: A Psychoevolutionary Synthesis*, Harper and Row, New York.
- Poppe, E. (2001). Effects of changes in GNP and perceived group characteristics on national and ethnic stereotypes in central and eastern Europe. *Journal of Applied Social Psychology*, *31*, 1689-1708.

- Poppe, E., & Linssen, H. (1999). In-group favouritism and the reflection of realistic dimensions of difference between national states in Central and Eastern European nationality stereotypes. *British Journal of Social Psychology*, *38*, 85–102..
- Reeder, G. D., Kumar, S., Hesson-McInnis, M. S., & Trafimow, D. (2002). Inferences about the morality of an aggressor: The role of perceived motive. *Journal of Personality and Social Psychology*, *83*, 789-803.
- Ridgeway, C. L. (2001). How do status beliefs develop? The role of resources and interactional experiences. In J. T. Jost & B. Major (Eds.), *The psychology of legitimacy: Emerging perspectives on ideology, justice, and intergroup relations* (pp. 357–277). Cambridge, England: Cambridge University Press.
- Roseman, I.J. (1984). Cognitive determinants of emotions: A structural theory. In P. Shaver (Ed.), *Review of personality and social psychology* (Vol. 5, pp. 11-36). Beverly Hills, CA: Sage.
- Roseman, I., Wiest, C., & Swartz, T. (1994). Phenomenology, behaviors, and goals differentiate discrete emotions. *Journal of Personality and Social Psychology*, *67*, 206-221.
- Rosen, B., & Jerdee, T. H. (1976a). The nature of job-related age stereotypes on managerial decisions. *Journal of Applied Social Psychology*, *62*, 180-183.
- Rosen, B. & Jerdee, T. H. (1976b). Influence of age stereotypes on managerial decisions. *Journal of Applied Psychology*, *61*, 428-432.
- Rosenberg, S., Nelson, C., & Vivekananthan, P.S. (1968). A multidimensional approach to the structure of personality impressions. *Journal of Personality and Social Psychology*. *9*, 283-294.
- Ross, L. (1977). The intuitive psychologist and his shortcomings: Distortions in the attribution

- process. In L. Berkowitz (Ed.), *Advances in experimental social psychology* (Vol. 10, pp. 174-221). New York: Academic Press.
- Rozin, P., Lowery, L., Imada, S., & Haidt, J. (1999). The CAD triad hypothesis: A mapping between 3 moral emotions (contempt, anger, disgust) and 3 moral codes (community, autonomy, divinity). *Journal of Personality and Social Psychology*, 76, 574-586.
- Rubin, K. H. and Brown, J. (1975). A life-span look at person perception and its relationship to communicative interaction. *Journal of Gerontology*, 30, 461-8.
- Rubenstein, R. L. (1966). *After Auschwitz: Radical theology and contemporary Judaism*. Indianapolis: Bobbs-Merrill Educational Publishing.
- Rudman, L., & Glick, P. (in press). *Sexism: How love and power drive gender relations*. New York: Guilford.
- Rudman, L. A., & Heppen, J. B. (2003). Implicit romantic fantasies and women's interest in personal power: A glass slipper effect? *Personality and Social Psychology Bulletin*, 29, 1357-1370.
- Ruscher, J. B. (2001). *The social psychology of prejudiced communication*. New York: Guilford Press.
- Rush, L. L. (1998). Affective reactions to multiple social stigmas. *Journal of Social Psychology*, 138, 421-430.
- Russell, A. M., & Fiske, S. T. (2007). Interpersonal status and competition affect judgments of competence and warmth. Manuscript submitted for publication.
- Russell, A. M., Fiske, S. T., & Moore, (in press). Applying the Stereotype Content Model to perceptions of mental illnesses.
- Sandmel, S. (1978). *Anti-Semitism in the New Testament?* Philadelphia: Fortress Press.

- Scherer, K.R. (1988). *Facets of emotion: Recent research*. Hillsdale, NJ: Erlbaum.
- Schütz, H., & Six, B. (1996). How strong is the relationship between prejudice and discrimination? A meta-analytic answer. *International Journal of Intercultural Relations*, 20, 441-462.
- Sedikides, C., Insko, C. A., & Schopler, J.-P. (Eds.). (1998). *Intergroup cognition and intergroup behavior*. Mahwah, NJ: Lawrence Erlbaum Associates, Inc.
- Sharps, M. J., Price-Sharps, J. L. & Hanson, J. (1998). Attitudes of young adults toward older adults: Evidence from the United States and Thailand, *Educational Gerontology*, 24, 655-660.
- Sidanius, J. & Pratto, F. (1999). *Social dominance: An intergroup theory of social hierarchy and oppression*. New York: Cambridge University Press.
- Sinclair, L., & Fehr, B. (2005). Voice versus loyalty: Self-construals and responses to dissatisfaction in romantic relationships. *Journal of Experimental Social Psychology*, 41, 298-304.
- Singer, M.S. (1986). Age stereotypes as a function of profession. *Journal of Social Psychology*, 126, 691-692.
- Singh, & Teoh, J. B. P. (2000). Impression formation from intellectual and social traits: Evidence for behavioural adaptation and cognitive processing. *British Journal of Social Psychology*, 39, 537-554.
- Skowronski, J.J. and Carlston, D.E. (1987) Social judgment and social memory: The role of cue diagnosticity in negativity, positivity, and extremity biases. *Journal of Personality and Social Psychology*, 52, 689-699.

- Smith, C.A., & Ellsworth, P.C. (1985). Patterns of cognitive appraisal in emotion. *Journal of Personality and Social Psychology*, *48*, 813-838.
- Smith, R. H. (1991). Envy and the sense of injustice. In P. Salovey (Ed.), *The psychology of jealousy and envy*. (pp. 79–99). New York: Guilford Press.
- Smith, R. H. (2000). Assimilative and contrastive emotional reactions to upward and downward social comparisons. In J. Suls & L. Wheeler (Eds.), *Handbook of social comparison: Theory and research* (pp. 173-200). New York: Kluwer Academic/Plenum Publishers.
- Smith, R. H., Parrott, W. G., Ozer, D., & Moniz, A. (1994). Subjective injustice and inferiority as predictors of hostile and depressive feelings of envy. *Personality and Social Psychology Bulletin*, *20*, 705-711.
- Spears, R., & Manstead, A.S. (1989). The social context of stereotyping and differentiation. *European Journal of Social Psychology*, *19*, 101-121.
- Spence, J.T., & Helmreich, R.L. (1979). The many faces of androgyny: A reply to Locksley and Colten. *Journal of Personality and Social Psychology*, *37*, 1032-1046.
- Spence, J. T., Helmreich, R. L., & Holahan, C. K. (1979). Negative and positive components of psychological masculinity and femininity and their relationships to self-reports of neurotic and acting out behaviors. *Journal of Personality and Social Psychology*, *37*, 1673-1682.
- Stangor, C., Sullivan, L. A., & Ford, T. E. (1991). Affective and cognitive determinants of prejudice. *Social Cognition*, *9*, 359-380.
- Staub, E. (1996). Cultural-societal roots of violence: The examples of genocidal violence and of contemporary youth violence in the United States. *American Psychologist*, *51*, 117-132.

- Stephan, W. G., & Renfro, C. L. (2002). The role of threat in intergroup relations. In D. M. Mackie & E. R. Smith (Eds.), *From prejudice to intergroup emotions: Differentiated reactions to social groups* (pp. 191–207). New York: Psychology Press.
- Stephan, W. G., & Stephan, C. W. (2000). An integrated threat theory of prejudice. In S. Oskamp (Ed.), *Reducing prejudice and discrimination* (pp. 23-45). Mahwah, NJ: Erlbaum.
- Stipek, D. J, Weiner, B. & Li, K-X. (1989). Testing some attribution–emotion relations in the People's Republic of China. *Journal of Personality and Social Psychology*, *56*, 109–116.
- Sue, S., Sue, D. W., & Sue, D. W. (1975). Asian Americans as a minority group. *American Psychologist*, *30*, 906–910.
- Sue, S., & Kitano, H. H. L. (1973). Stereotypes as a measure of success. *Journal of Social Issues*, *29*, 83–98.
- Sung, K. T. (2001). Elder respect: Exploration of ideals and forms in East Asia. *Journal of Aging Studies*, *15*, 13-26.
- Swim, J. K., & Sanna, L. J. (1996). He's skilled, she's lucky: A meta-analysis of observers' attributions for women's and men's successes and failures. *Personality and Social Psychology Bulletin*, *22*, 507-519
- Tafarodi, R. W., & Ho, C. (2006). Moral value, agency, and the measurement of self-esteem. In M. H. Kernis (Ed.). *Self-esteem issues and answers: A sourcebook of current perspectives*. (pp. 110-116). New York, NY, US: Psychology Press.
- Tajfel, H. (1981). *Human groups and social categories*. Cambridge, England: Cambridge University Press.
- Talaska, C. A., Fiske, S. T., & Chaiken, S. (in press). Predicting discrimination: A meta-analysis of the racial attitude-behavior literature. *Social Justice Research*.

- Talaska, C. A., Fiske, S. T., & Chaiken, S. (2007). Emotional prejudices, stereotypes, and attitudes in the prediction of discriminatory behavior toward gay men. Manuscript submitted for publication.
- Tausch, N., Kenworthy, J., and Hewstone, M. (2007). The confirmability and disconfirmability of trait concepts revisited: Does content matter? *Journal of Personality and Social Psychology, 92*, 542-56.
- Taylor, S. E. (1981). A categorization approach to stereotyping. In D. L. Hamilton (Ed.), *Cognitive processes in stereotyping and intergroup behavior* (pp. 88-114). Hillsdale, NJ: Erlbaum.
- Tesser, A. (1988). Toward a self-evaluation maintenance model of social behavior. In L. Berkowitz (Ed.), *Advances in experimental social psychology* (Vol. 21, pp. 181–227). San Diego, CA: Academic Press.
- Tesser, A., & Collins, J. E. (1988). Emotion in social reflection and comparison situations: Intuitive, systematic, and exploratory approaches. *Journal of Personality and Social Psychology, 55*, 695-709.
- Thibaut, J. W., & Kelley, H. H. (1959). *The social psychology of groups*. New Brunswick, NJ: Transaction Publishers.
- Tien-Hyatt, J. L. (1986–1987). Self-perceptions of aging across cultures: Myth or reality? *International Journal of Aging and Human Development, 24*, 129–148.
- Todorov, A., Gobbini, M. I., Evans, K. K., & Haxby, J. V. (2007). Spontaneous retrieval of affective person knowledge in face perception. *Neuropsychologia, 445*, 163-173.
- Todorov, A., Mandisodza, A. N., Goren, A., & Hall, C. C. (2005). Inferences of competence from faces predict election outcomes. *Science, 308*, 1623-1626.

- Triandis, H.C. (1995). *Individualism and collectivism*. Boulder, CO: Westview Press.
- Triandis, H. C., Bontempo, R., Villareal, M., Asai, M., & Lucca, N. (1988). Individualism-collectivism: Cross-cultural studies on self-ingroup relationships. *Journal of Personality and Social Psychology*, *54*, 323–338.
- Van Knippenberg, A., & Van Oers, H. (1984). Social identity and equity concerns in intergroup perceptions. *British Journal of Social Psychology*, *23*, 351-361.
- Vescio, T. K., Gervais, S. J., Snyder, M., & Hoover, A. (2005). Power and the creation of patronizing environments: The stereotype-based behaviors of the powerful and their effects on female performance in masculine domains. *Journal of Personality and Social Psychology*, *88*, 658-672.
- Volpato, C., Durante, F. & Fiske, S.T. (2007). *Using the Stereotype Content Model to examine the evils of Fascism: An archival approach*. Unpublished manuscript, Universita di Padova.
- Vonk, R. (1999). Effects of self-profitability and other-profitability on evaluative judgements of behaviours. *European Journal of Social Psychology*, *29*, 833–842.
- Vonk, R. (1996). Negativity and potency effects in impression formation. *European Journal of Social Psychology*, *26*. 851-865.
- Weiner, B. (1980). A Cognitive (Attribution)-Emotion-Action Model of Motivated Behavior: An Analysis of Judgements of Help-Giving. *Journal of Personality and Social Psychology*, *39*, 186–200.
- Weiner, B. (1985). An attributional theory of achievement motivation and emotion. *Psychological Review*, *92*, 548–573.

- Weiner, B. (2005). *Social motivation, justice, and the moral emotions: An attributional approach*. Lawrence Erlbaum: Mahwah, NJ.
- Weiner, B., Graham, S., & Chandler, C. (1982). Pity, anger, and guilt: An attributional analysis. *Personality and Social Psychology Bulletin*, 8, 226–232.
- Weiner, B., Perry, R. P., & Magnusson, J. (1988). An attributional analysis of reactions to stigmas. *Journal of Personality and Social Psychology*, 55, 738–748.
- White, M. S. (1979). Measuring androgyny in adulthood. *Psychology of Women Quarterly*, 3, 293-307.
- Wiggins, J. S. (1979). A psychological taxonomy of trait-descriptive terms: The interpersonal domain. *Journal of Personality and Social Psychology*, 37, 395-412.
- Williams, L.N., & Fiske, S. T. (2006). Applying the stereotype content model to intra-racial subgroups: Black people's perceptions about Black people. Unpublished manuscript.
- Willis, J., & Todorov, A. (2006). First impressions: Making up your mind after a 100-ms. exposure to a face. *Psychological Science*, 17, 592-598.
- Wojciszke, B. (2005a). Affective concomitants of information on morality and competence. *European Psychologist*, 10, 60-70.
- Wojciszke, B. (2005b). Morality and competence in person and self perception. *European Review of Social Psychology*, 16, 155-188.
- Wojciszke, B. (1997). Parallels between competence- versus morality-related traits and individualistic versus collectivistic values. *European Journal of Social Psychology*, 27, 245-256.
- Wojciszke, B. (1994). Multiple meanings of behavior: Construing actions in terms of competence or morality. *Journal of Personality and Social Psychology*, 67, 222–232.

- Wojciszke, B., Abele, A. E., & Baryla, W. (2007). Two dimensions of interpersonal attitudes: Liking depends on communion, respect depends on agency.
- Wojciszke, B., Bazinska, R., & Jaworski, M. (1998). On the dominance of moral categories in impression formation. *Personality and Social Psychology Bulletin*, *24*, 1245–1257.
- Wojciszke, B., Brycz, H., & Borkeanu, P. (1993). Effects of information content and evaluative extremity on positivity and negativity biases. *Journal of Personality and Social Psychology*, *64*, 327–336.
- Wojciszke, B. & Klusek, B. (1996) Moral and competence-related traits in political perception. *Political Psychology Bulletin*, *27*, 319-324.
- Ybarra, O., & Chan, E. (2007). Manuscript submitted for publication.
- Ybarra, O., Chan, E., & Park, D. (2001). Young and old adults' concerns about morality and competence. *Motivation and Emotion*, *25*, 85-100.
- Ybarra, O., & Stephan, W. G. (1999). Attributional orientations and the prediction of behavior: The attribution-prediction bias. *Journal of Personality and Social Psychology*, *76*, 718–727.
- Yzerbyt, V., Provost, V., & Corneille, O. (2005). Not competent but warm...really? Compensatory stereotypes in the French-speaking world. *Group Processes and Intergroup Relations*, *8*, 291-308.
- Yzerbyt, V. Y., & Rocher, S. (2002). Subjective essentialism and the emergence of stereotypes. In V. Yzerbyt & C. McGarty (Eds.), *Stereotypes as explanations: The formation of meaningful beliefs about social groups*. (pp. 38-66). New York, NY, US: Cambridge University Press.
- Zanna, M., & Hamilton, D. (1972). Attribute dimensions and patterns of trait inferences.

- Psychonomic Science*, 27, 353-354.
- Zanna, M. P., & Hamilton, D. L. (1977). Further evidence for meaning change in impression formation. *Journal of Experimental Social Psychology*, 13, 224–238.
- Zajonc, R. B. (1998). Emotions. In D. T. Gilbert, S. T. Fiske, & G. Lindzey (Eds.), *Handbook of social psychology* (4th ed., Vol. 1, pp. 591-634). Boston: McGraw-Hill.
- Zemore, S., & Cuddy, A. J. C. (2000). [Elderly stereotype contents at the automatic level].
Unpublished raw data.
- Zenner, W. P. (1987). Middleman minorities and genocide. In I. Walliman & M. N. Dobkowski (Eds.), *Genocide and the modern age: Etiology and case studies of mass death* (pp. 253-281). New York: Greenwood Press.
- Zucker, G. S., & Weiner, B. (1993). Conservatism and perceptions of poverty: An attributional analysis. *Journal of Applied Social Psychology*, 23, 925–943.

Authors' Note

Preparation of this chapter was facilitated by research funds from the Kellogg School of Management at Northwestern University and from Princeton University. The authors wish to thank their joint and respective research collaborators for stimulating intellectual support.

Figure Captions

Figure 1. Stereotype content model warmth by competence space mapping social groups, in a representative sample survey of American adults. Source: Cuddy, Fiske, & Glick, 2007.

Reproduced by permission.

Figure 2. Stereotype content model predictions for emotions and BIAS map predictions for behaviors in the warmth by competence space. Source: Cuddy, Fiske, & Glick, 2007.

Reproduced by permission.

Figure 3. Trait adjectives in a multi-dimensional scaling solution of social (warmth) and intellectual (competence) dimensions. Source: Rosenberg, Nelson, & Vivekanathan, 1968.

Reproduced by permission.

Figure 4. Stereotype content model warmth by competence mapping of EU member nations rating themselves (bold) and other nations, as seen by the EU community. Source: Cuddy et al, in press. Reproduced by permission.

Figure 5. Stereotype content model warmth by competence mapping of societal groups in Hong King, as rated by Hong King Chinese students. Source: Cuddy et al, in press. Reproduced by permission.

Figure 6. BIAS map mediation models of stereotypes predicting emotions predicting behaviors, for each quadrant of the stereotype content model space. Correlations calculated at group-level. Source: Cuddy, Fiske, & Glick, 2007. Reproduced by permission.

Endnote

¹ Our model differs from image theory because the SCM: (a) distinguishes warmth and competence as fundamental dimensions of stereotype content, (b) addresses how the attribution of positive traits can reinforce some types of prejudice (e.g., perceived competence can be integral to feelings of envy and resentment), (c) integrates predictions about stereotypes, emotions, and behaviors, and (d) encompasses its predictions in a more parsimonious 2 x 2 model of stereotyping.

² We continue to explore the anomaly whereby housewives are rated in the HC-HW cell in this sample, compared to all the others. The most obvious explanation (housewives rating themselves) is not supported. Our best guess is that the meaning of competence can sometimes shift with context.

Table 1: Cluster Solutions for SCM Samples

<u>Sample</u>	<u>Cluster</u>				
	HC-LW	LC-HW	HC-HW	LC-LW	MC-MW
<u>United States</u>					
Fiske et al., 1999 ($n = 42$)	X	X	-- ¹	--	--
Fiske et al., 2002					
Study 1: Students ($n = 73$)	X	X	-- ¹	X	X
Study 1: Non-students ($n = 38$)	X	X	-- ¹	X	X
Study 2 ($n = 148$)	X	X	X	X	X
Study 3 (short version, $n = 230$)	X	X	--	--	
Cuddy et al., 2007	X	X	X	X	--
<u>International</u>					
Combined EU Samples rating EU Nations ($n = 755$)	XX	X	--	--	--
Europe:					
Belgium (US groups, $n = 40$)	X	X	X	XX	--
Belgium (own groups, $n = 43$)	X	X	X	XX	--
Bulgaria (rating EU nations, $n = 95$)	XX	X	X	--	--
Italy: Students (rating own groups, $n = 180$)	X	X	X	X	--
Italy: Nnstudents ($n = 41$)	X	X	X	X	--
Norway (rating EU nations, $n = 40$)	XX	X	--	--	--

Asia (rating own groups):

Hong Kong (<i>n</i> = 60)	X	X	--	X	X
Japan (<i>n</i> = 82)	XX	X	--	XX	--
South Korea (<i>n</i> = 91)	XX	X	--	XX	--

Latin America (rating own groups):

Costa Rica (<i>n</i> = 122)	X	X	--	XX	--
Mexico (<i>n</i> = 89)	X	X	X	X	--

Israel (rating own groups):

Israel-Jewish (<i>n</i> = 104)	X	X	X	X	X
Israel-Muslim (rating own groups, <i>n</i> = 100)	--	--	X	X	X

Note. LC = Low Competence, HW = High Warmth, MC = Medium Competence, etc. “X” indicates one cluster; “XX” indicates two in that quadrant (e.g., HC-LW and HHC-LLW).

¹ In the first few studies, we did not ask preliminary study respondents to nominate ingroups, so none appeared in these surveys.

Table 2: Reference-Group Favoritism Ratings

Sample	Competence	Warmth	General Positivity (Warmth + Competence Mean)
Collectivistic Samples			
<i>(Cuddy et al., in press, Study 2))</i>			
Hong Kong	-.06	.39*	.17
Japan	.10	-.07	.02
Korea	.19	.17	.18
Individualistic Samples			
Belgium	.36*	.51*	.44*
<i>(Cuddy et al., in press, Preliminary Study))</i>			
United States	.39*	.17*	.29*
<i>(Fiske et al., 2002, Study 2)</i>			
United States	.72*	.46*	.49*
<i>(Cuddy et al., 2007, Study 1)</i>			

Note. Values represent difference between the mean for the ingroup "students" and the mean for all other groups in that sample. High numbers indicate higher scores for students (i.e., more reference-group favoritism). * $p < .01$

Table 3: Social Structure-Stereotype Correlations, All Studies

Study	Status-Competence r	Competition-Warmth r
<u>U.S. Data</u>		
Fiske et al., 2002		
Study 1: Students	.83**	-.22**
Study 1: Non-students	.64**	-.11*
Study 2	.88**	-.31**
Study 3	.87**	-.36**
Cuddy et al., 2007	.83**	-.43**
<u>International Data</u>		
EU nations rating EU nations		
Belgium	.72**	-.48**
France	.63**	-.02
Germany	.68**	-.15*
Netherlands	.84**	-.05
Portugal	.85**	-.17**
Spain	.87**	-.15*
UK	.85**	-.04
EU combined	.89**	-.25**
Europe:		
Belgium (US groups)	.75**	-.30**
Belgium (own groups)	.69**	-.33**
Italy: Students (own groups)	.77**	-.21**
Italy: Non-students (own groups)	.73**	-.19**
Bulgaria (rating EU nations)	.72**	-.10

Norway (rating EU nations)	.84**	-.09
Asia (rating own groups)		
Hong Kong	.87**	-.15*
Japan	.75**	-.17**
South Korea	.64**	-.39**
Latin America (rating own groups)		
Costa Rica	.73**	-.17*
Mexico	.67**	-.16*
Israeli Samples (rating own groups)		
Israel – Jewish	.83**	-.22**
Israel – Muslim	.55*	-.08

Note: ** $p < .01$, * $p < .05$. Correlations were calculated at the level of individual participants, not group means. Consistently across studies, off-diagonal (i.e., status-warmth, competition-competence) correlations were either non-significant or significantly smaller than the on-diagonal, predicted correlations reported above.

Table 4: Correlations of Behavioral Tendencies with Stereotypes and Emotions, Study 1

<u>Predictor</u>	<u>Behavioral Tendency</u>			
	Active facilitation	Active harm	Passive facilitation	Passive harm
Stereotypes (group-level)				
Competence	.08	-.20	.77***	-.68***
Warmth	.73***	-.55***	.45*	-.24
Emotions (group-level)				
Admiration	.59**	-.35	.95***	-.69**
Contempt	-.63**	.93***	-.46*	.48*
Envy	-.06	.22	.57**	-.39
Pity	.51*	-.10	-.48*	.65**
Stereotypes (participant-level)				
Competence	.17***	-.10**	.64***	-.50***
Warmth	.47***	-.34***	.53***	-.24***
Emotions (participant-level)				
Admiration	.49***	.31***	.74***	-.58***
Contempt	-.24***	.54***	-.33***	.48***
Envy	.00	.21***	.43***	-.25***
Pity	.40***	.00	-.26***	.41***

Note: Bolded correlations were predicted to be significant (23/24 were). But 15/24 others were also significant; although they were theoretically consistent, most appeared in the participant-level analyses, which had especially high power (participant $df = 569$, group $df = 18$) * $p < .05$, ** $p < .01$, *** $p < .001$.

Table 5: Behavioral Tendencies Standardized Means (and Standard Deviations) by Competence and Warmth Stereotypes (Cuddy, Fiske, & Glick, 2007, Studies 1 and 2)

	<u>Warmth</u>		<u>Competence</u>		
	High	Low	High	Low	
Study 1 (measured stereotypes)					
Active facilitation	.331 _a (.82)	-.350 _b (.61)	Passive facilitation	.277 _a (.51)	-.333 _b (.80)
Active harm	-.305 _b (.78)	.323 _a (.91)	Passive harm	-.270 _b (.72)	.318 _a (.80)
Study 2 (manipulated stereotypes)					
Active facilitation	.352 _a (.98)	-.371 _b (.89)	Passive facilitation	.345 _a (.89)	-.352 _b (.99)
Active harm	-.325 _b (.97)	.343 _a (.92)	Passive harm	-.310 _b (.98)	.292 _a (.93)

Note: Within study, within trait (i.e., warmth, competence), means not sharing a subscript differ at $p < .01$. All predicted differences are significant.

Figure 1

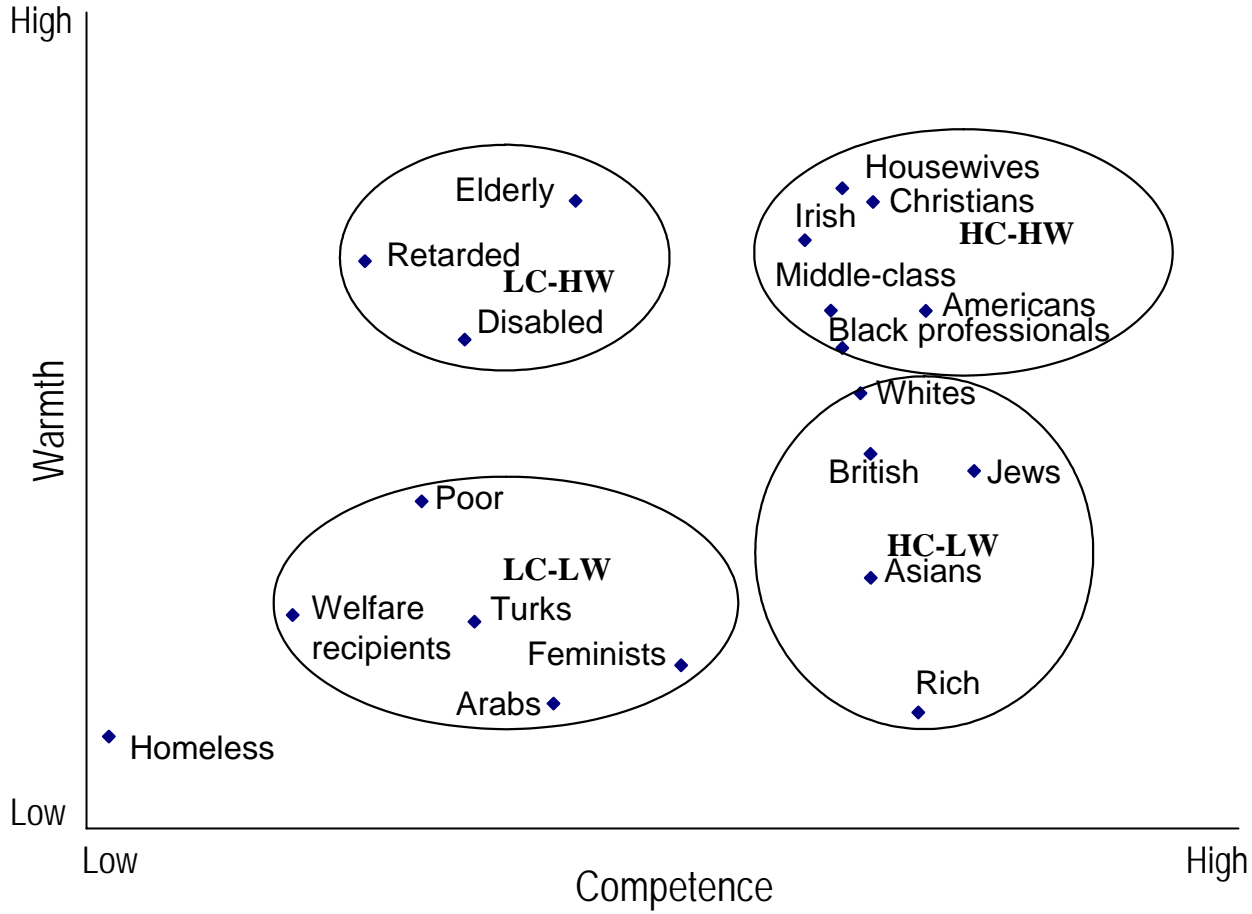


Figure 2

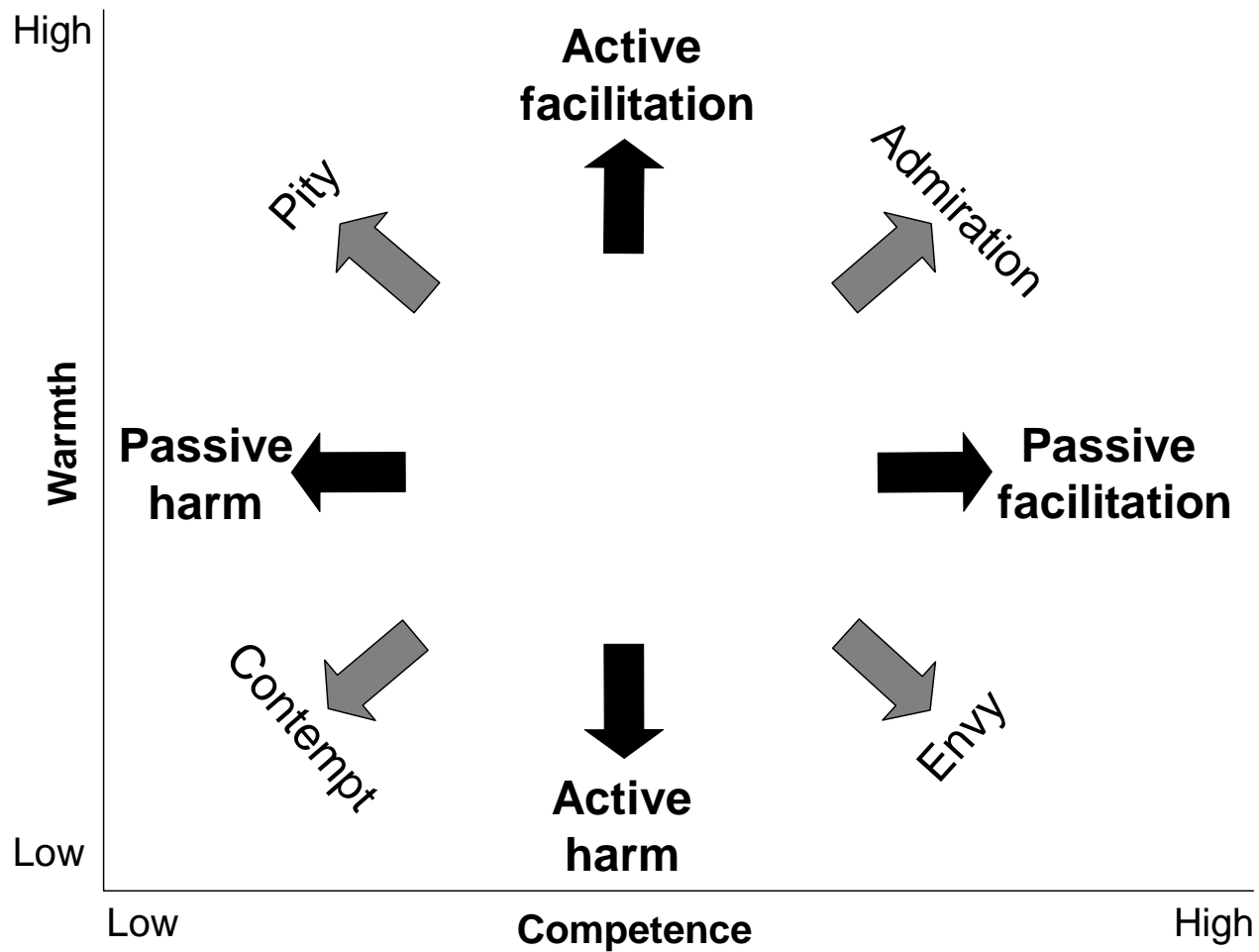
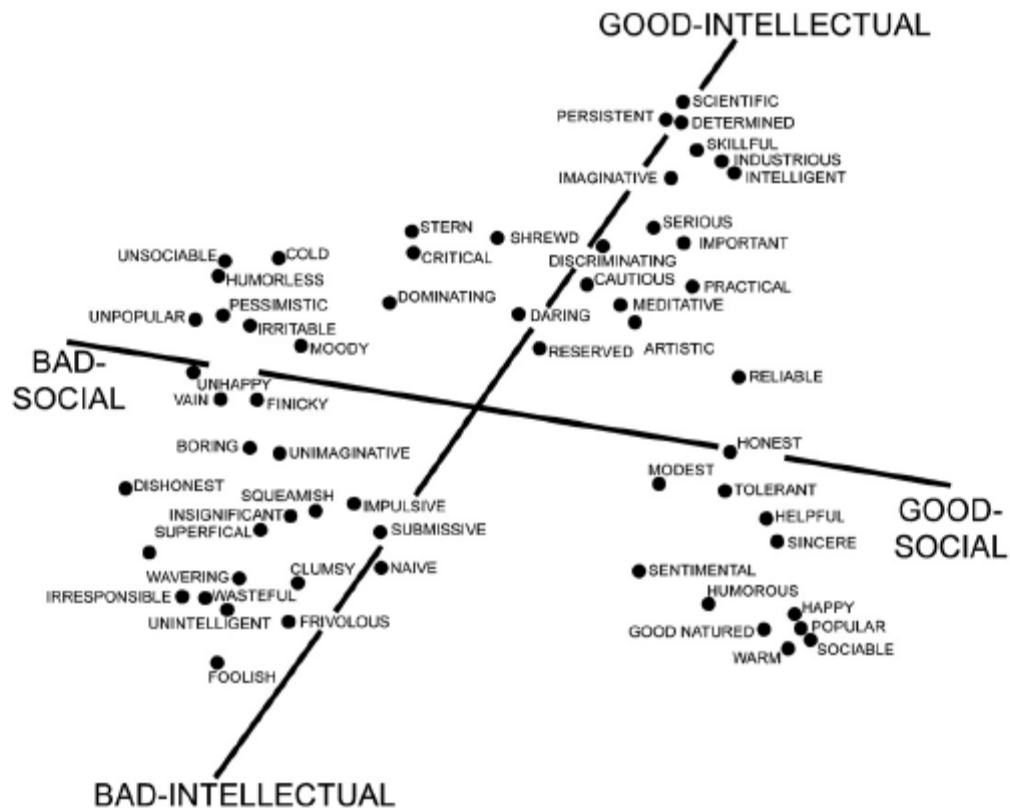


Figure 3






Figure 5

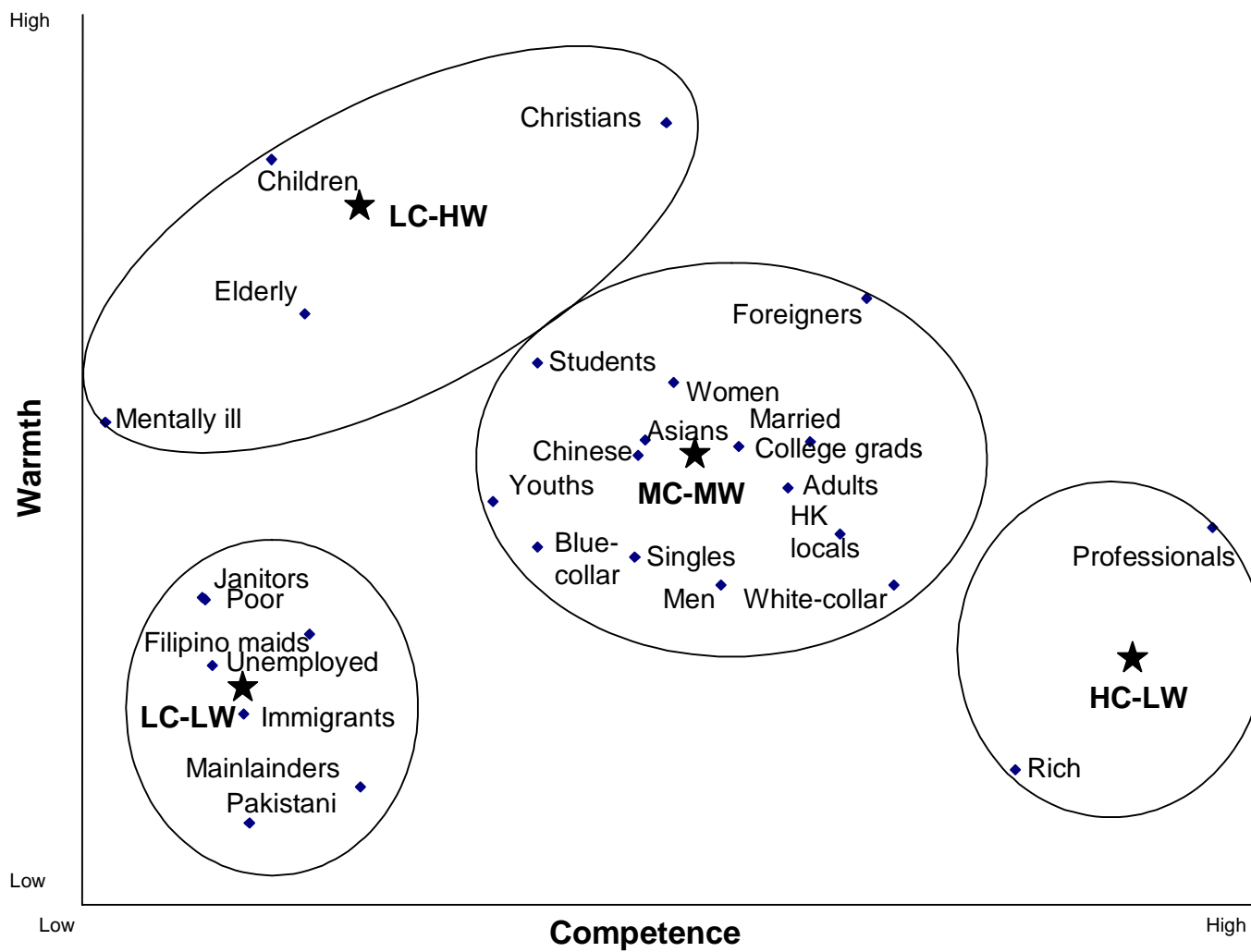


Figure 6

